

34206A Accelerometer

±100 g

Superior Zero g Bias Stability

Low Noise – Wide Bandwidth



Triaxial Analog Accelerometers

The Measurement Specialties 34206A triaxial accelerometer offers precision measurements over the entire -40 to +85°C temperature range with superior bias stability and measurement resolution.

A tough, compact housing holds potted electronics and the small size and built-in power regulation allow the 34206A to fit where other accelerometers can't. Choose from various bandwidth options to best suit your application.

The voltage output of the 34206A is directly proportional to the acceleration along the axis. Each DC-coupled output is fully scaled, referenced, and temperature compensated. Users are supplied with a calibration certificate listing sensitivity and offset for each sensor.

The accelerometers have a nominal full scale output swing of ±2.25 volts. The zero g output level is nominally +2.5 volts. Custom versions of the 34206A can be provided.

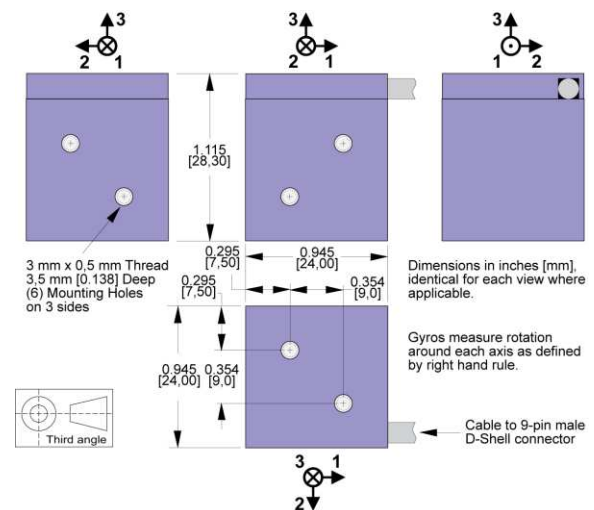
FEATURES

- Superior Zero g Bias Stability
- Low Noise
- Bandwidth to 2.5 kHz
- High Accuracy and Linearity over Wide Temperature Range
- Rugged for Harsh Environments
- NIST Traceable Calibration
- Built-in Power Supply Regulation
- Easy Installation
- Three Year Warranty

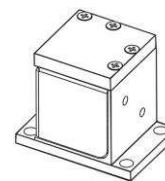
APPLICATIONS

- Vehicle Dynamics
- Construction Equipment
- Research & Development
- Test & Measurement
- Military/Aerospace

dimensions



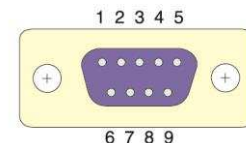
Two 3 mm x 0.5 mm threaded holes are provided on each of three orthogonal faces for mounting



Shown with mounting adapter 34170B (sold separately)

connections

T004
Male D-Shell
Connector



Pin	1	2	3	4	5	6	7	8	9
Signal	A1+	Signal-	A2+	+5 V Out	A3+	T+	N.C.	+Vs	Gnd
Wire	Brown	Red	Orange	Yellow	Green	Blue	Violet	Grey	White

The information in this sheet has been carefully reviewed and is believed to be accurate; however, no responsibility is assumed for inaccuracies. Furthermore, this information does not convey to the purchaser of such devices any license under the patent rights to the manufacturer. Measurement Specialties, Inc. reserves the right to make changes without further notice to any product herein. Measurement Specialties, Inc. makes no warranty, representation or guarantee regarding the suitability of its product for any particular purpose, nor does Measurement Specialties, Inc. assume any liability arising out of the application or use of any product or circuit and specifically disclaims any and all liability, including without limitation consequential or incidental damages. Typical parameters can and do vary in different applications. All operating parameters must be validated for each customer application by customer's technical expert. Measurement Specialties, Inc. does not convey any license under its patent rights nor the rights of others.

34206A Accelerometer

Performance Specifications

$T_A = T_{min}$ to T_{max} ; $8 \leq V_S \leq 18$ V; Acceleration = 0 g unless otherwise noted; within one year of calibration. Improved specifications available upon request.

PARAMETERS	Min	Typical	Max	Units	Conditions/Notes
Range: Measurement Full Scale			± 100	g	On each axis
Sensitivity					
At 25°C		20		mV/g	Nom ± 100 g. Precise values on cal certificate
Drift T_{min} to T_{max}			± 2.0	%	Percent of sensitivity at 25°C
Zero g Bias Level					
At 25 °C		2.5		V	Precise values on cal certificate
Drift to T_{min} or T_{max}		± 80	± 200	mg	At 1.25°C/min. temperature rate of change
Alignment					Precise values on cal certificate
Deviation from Ideal Axes		± 0.35	± 3.0	degrees	Can be compensated if required
Nonlinearity		± 0.25	± 1	% FSR	Best fit straight line
Frequency Response	0		2500	Hz	Upper cutoff per Option Bnnn, -3 dB pt $\pm 10\%$
Noise Density		100		$\mu\text{g}/\sqrt{\text{Hz}}$	$T_A = 25^\circ\text{C}$
Temperature Sensor					Accuracy $\pm 1^\circ\text{C}$
Sensitivity		6.45		mV/°C	
0°C Bias Level		509		mV	
Outputs					
Output Voltage Swing	0.25		4.75	V	$I_{OUT} = \pm 0.5$ mA
Capacitive Drive Capability	500			pF	
Power Supply (V_S)					
Input Voltage Operating	+8		+18	V	Will withstand -20 V continuous or 36 V for <1 sec.
Input Current		33	50	mA	No load; quiescent
Rejection Ratio		>120		dB	DC
Temperature Range (T_A)	-40		+85	°C	
Mass		35		grams	Precise values on cal certificate
Shock Survival	-5000		+5000	g	Any axis for 0.1 ms, powered or unpowered

ordering info

34206A - **R100** - **B2k5** - **T004**

Instrument
34206A

Range
R100 : ± 100 g

Bandwidth
B2k5 : 0 to 2500 Hz
B2k1 : 0 to 2100 Hz
B1k4 : 0 to 1400 Hz
B944 : 0 to 944 Hz
B380 : 0 to 380 Hz
B208 : 0 to 208 Hz

Termination

T004 : 4 ft. cable with DB9M
T000 : PCB Mount (Not shown, Call SI)
Tnnn : Custom length, nnn ft. (Call SI)