


EPL



- Miniature surface mount
- Stainless steel diaphragm
- Easy mounting

DESCRIPTION

The EPL is a surface mount pressure sensor with a stainless steel diaphragm. Available in ranges from 5 to 5000 psi (0.35 to 350 bar), EPL is easy to install on flat surfaces using elastomer or epoxy. Various compensated temperature ranges are available from -40°C up to 90°C.

FEATURES

- Ranges 0-5 to 5,000 psi (0-0.35 to 350 bar)
- Resonant frequency 40 to 350 KHz
- CE approved

APPLICATIONS

- Chemical processing
- Automotive test benches
- General test lab measurements

STANDARD RANGES

Pressure ranges		Pressure Reference			Pressure Limit	Resonant Frequency ⁽¹⁾ (nom.)	Output "FSO" (nom.)	CNL&H (%FSO)	Thermal Zero Shift "TZS" (/50°C)
(BAR)	(PSI)	gage (type1)	sealed (type2)	abs. (type3)					
0.35	5	•	•	•	10 x FS	B0 = 60 KHz D1 = 40 KHz	10 mV 25 mV	± 1%	± 1mV
0.7	10	•	•	•	5 x FS	B0 = 60KHz D1 = 40 KHz	20 mV 50 mV	± 1%	± 1mV
1.5	25	•	•	•	3 x FS	B0 = 60 KHz D1 = 40KHz	50 mV 75 mV	± 1%	± 1mV
3.5	50	•	•	•	2 x FS	60 KHz	100 mV	± 1%	± 1.5 % FSO
7	100	•	•	•	2 x FS	65 KHz	125 mV	± 0.5 %	± 1.5 % FSO
15	250	•	•	•	2 x FS	85 KHz	125 mV	± 0.5 %	± 1.5 % FSO
35	500	•	•	•	2 x FS	120 KHz	125 mV	± 0.5 %	± 1.5 % FSO
70	1K		•	•	2 x FS	170 KHz	125 mV	± 0.5 %	± 1.5 % FSO
150	2.5K		•	•	1.5 x FS	250 KHz	125 mV	± 0.5 %	± 1.5 % FSO
350	5K		•	•	1.5 x FS	350 KHz	125 mV	± 0.5 %	± 1.5 % FSO

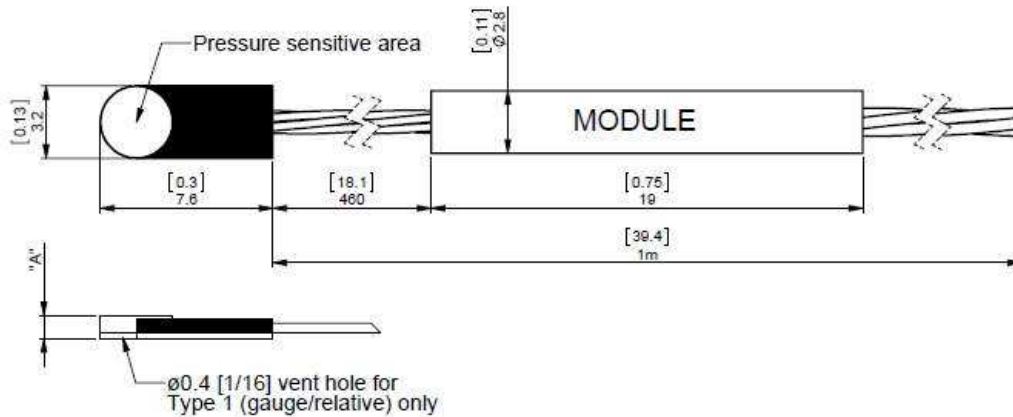
Note 1: useful frequency is 20% of Resonant Frequency

PERFORMANCE SPECIFICATIONS

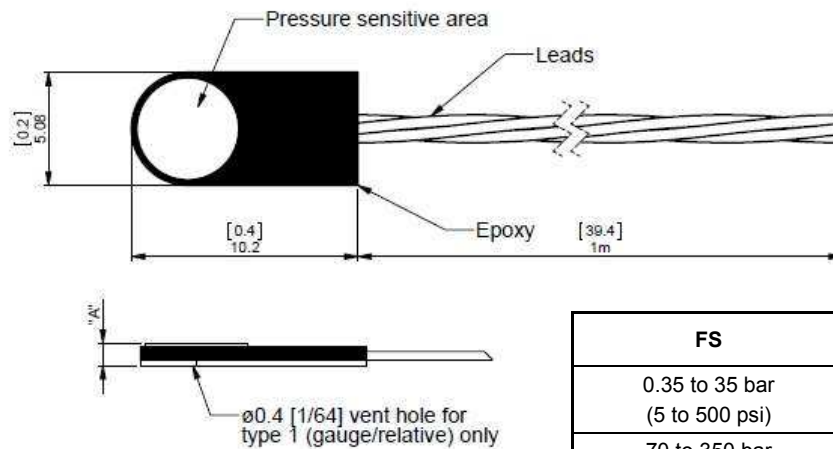
PARAMETERS	VALUES	NOTES
Supply Voltage	10 VDC	See option table for other Voltages
Input Resistance	1200Ω □ nom.	
Output Resistance	350Ω □ nom.	
Non-Repeatability	± 0.25 % FSO	
Thermal Sensitivity Shift "TSS"	±2%/50°C	
Operating Temperature	-40°C to 120°C	
Compensated temperature	20°C to 80°C	See option table for other Temperatures
Zero Offset at 23°C	± 10 mV	
CE conformance according to	EN 61010-1, EN 50081-1, EN 50082-1	

DIMENSIONS

EPL-B0



EPL-D1



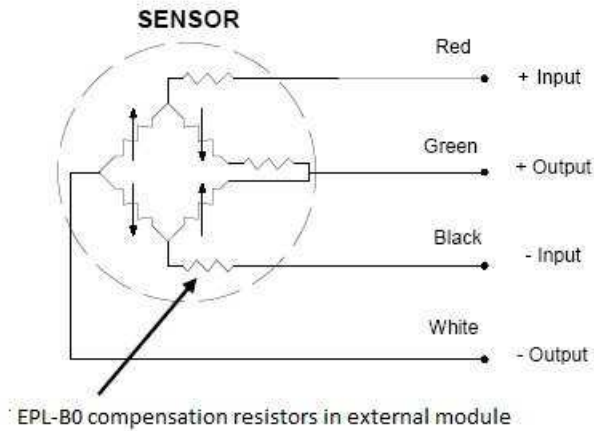
FS	Dim. "A"
0.35 to 35 bar (5 to 500 psi)	1.02 mm (.04")
70 to 350 bar (1k to 5k psi)	1.65 mm (.065")

Note : EPL-D1 is internally compensated (no external module)

Dim : mm (inches)

EPL

CONNECTIONS



OPTIONS AND ACCESSORIES

OPTIONS	CODES	DESCRIPTIONS
Compensated Temperature Ranges	Z0	-40°C to 20°C
	Z1	-20°C to 40°C
	Z2	0°C to 60°C
	Z4	40°C to 90°C
	Z*	Non-standard, contact MEAS
Supply Voltage	V00	Replace "00" with Voltage between 1 and 10. If less than 10, Sensitivity FSO will decrease accordingly
	V*	Non-standard Excitation with standard FSO and non-standard TSS, contact MEAS
Special Cable Length	L00F	Replace "00" with total length in feet
	L00M	Replace "00" with total length in meters
Special Module Location For EPL-B0	M00F	Replace "00" with distance between sensor and module in feet.
	M00M	Replace "00" with distance between sensor and module in meters.
Connector Wired to Leads or Cable	C	Microtech type male or equivalent (w/o mate)
	R	RJ Telephone type male (w/o mate)

ORDERING INFORMATION

Model	-	Body	Pres. Ref.	-	Range & Unit		-	/Options
EPL	-	B0 D1	1 = Gauge 2 = Sealed 3 = Absolute	-	0.35B 0.7B 1.5B 3.5B 7B 15B 35B 70B 150B 350B	5P 10P 25P 50P 100P 250P 500P 1KP 2.5KP 5KP	-	/Z0, Z1, Z2, Z4or Z* /V1 thru V10 or V* /L00F or L00M /M00F or M00M /C or R

Example of model construction: EPL-B01-7B-/Z1/V5/L3M/M2M

NORTH AMERICA

Measurement Specialties
45738 Northport Loop West
Fremont, CA 94538
Tel: 1-800-767-1888
Fax: 1-510-498-1578
Sales: pfg.cs.amer@meas-spec.com

EUROPE

Measurement Specialties
(Europe), Ltd.
26 Rue des Dames
78340 Les Clayes-sous-Bois, France
Tel: +33 (0) 130 79 33 00
Fax: +33 (0) 134 81 03 59
Sales: pfg.cs.emea@meas-spec.com

ASIA

Measurement Specialties
(China), Ltd.
No. 26 Langshan Road
Shenzhen High-Tech Park (North)
Nanshan District, Shenzhen 518057
China
Tel: +86 755 3330 5088
Fax: +86 755 3330 5099
Sales: pfg.cs.asia@meas-spec.com

The information in this sheet has been carefully reviewed and is believed to be accurate; however, no responsibility is assumed for inaccuracies. Furthermore, this information does not convey to the purchaser of such devices any license under the patent rights to the manufacturer. Measurement Specialties, Inc. reserves the right to make changes without further notice to any product herein. Measurement Specialties, Inc. makes no warranty, representation or guarantee regarding the suitability of its product for any particular purpose, nor does Measurement Specialties, Inc. assume any liability arising out of the application or use of any product or circuit and specifically disclaims any and all liability, including without limitation consequential or incidental damages. Typical parameters can and do vary in different applications. All operating parameters must be validated for each customer application by customer's technical experts. Measurement Specialties, Inc. does not convey any license under its patent rights nor the rights of others.