

## P900



- Field proven rugged construction
- High overpressure capability
- High reliability for demanding environments
- Application specific customization
- Excellent media compatibility
- Shock and vibration resistant

### DESCRIPTION

P900 Series Strain Gauge Pressure Transducers are premium grade sensors that provide highly precise measurement of absolute, vented gauge, or sealed gauge pressures over wide temperature ranges.

Standard versions of this transducer use a 17-4 PH stainless steel diaphragm to sense pressure (Inconel versions are available for operation in highly corrosive environments). The deflection of the diaphragm is transferred to a double cantilever beam by a force transfer rod. Strain in the beam, and therefore, input pressure is measured by four foil strain gauges.

An all-welded construction provides high reliability and stability. Capable of sensing extremely small changes of applied pressure, the transducers are relatively insensitive to vibration, attitude, and shock.

The P900 Series Pressure Sensors are available in a range of electrical inputs and outputs. Zero and span potentiometers are available as a special option with the P940, P950, P960, and P990 models. Non-standard pressure ranges are available in all models of the P900 Series.

For parts requiring RoHS compliance, please contact factory.

### FEATURES

- High Overload capability
- Operation in High Temperatures
- Shock and Vibration Resistant
- 2-wire, 4-20 mA option; Intrinsic Safety Approval to E Exia IIC T4 (Tamb=60°C) BASEEFA, CENELEC EN50-020

### APPLICATIONS

- Hydraulic Pressure Monitoring
- Torpedo Depth Sensing
- Vehicle Brake System Monitoring
- Military and Commercial Aircraft

# P900

## PERFORMANCE SPECS

Series	P900	P910	P940	P950	P960	P970	P980	P990
Model Number	P901/904	P911/4	P941/4	P951/4	P961/4	P971/4	P981/4	P991/4
Input Voltage	10VDC (12 V max)	10VDC (12 V max)	10VDC	11-18VDC	18-32VDC	15-36VDC	10-36VDC	±15VDC
Current Consumption(mA)	13	30	20	20	20	20	-	20
Full Range Output (±1%)	20mV	20mV	5VDC	2.5VDC	5VDC	10VDC	4-20mA	5VDC
Impedance (ohm)	1000 ±5%	350	<10	<10	<10	<10	Load Resist. 1300 max. at 36VDC	<10
Current (mA max)	-	-	5	5	5	5	-	5
Frequency Response	Approx. 2.5 kHz to 40 kHz for .7 bar	Approx. 2.5 kHz to 40 kHz for .7 bar	1 kHz	1 kHz	1 kHz	1 kHz	100 Hz	1 kHz
Combined Thermal – Zero & Sensitivity Shift								
% F.R.O./F	±0.008	-	±0.008	±0.008	±0.008	±0.008	±0.008	±0.008
% F.R.O./C	±0.015	±0.007	±0.015	±0.015	±0.015	±0.015	±0.015	±0.015
Residual Unbalance								
% F.R.O.	±1	±1	±1	±1	±1	±1	±1	±1
Weight oz (gm)								
Connector Version	4.4 (125)	4.4 (125)	5.1 (145)	5.1 (145)	5.1 (145)	5.1 (145)	5.1 (145)	5.1 (145)
Cable Version	5.6 (160)	5.6 (160)	6.3 (180)	6.3 (180)	6.3 (180)	6.3 (180)	6.3 (180)	6.3 (180)

## COMMON SPECIFICATIONS

### Pressure Ranges

High (psi)	0-75, 100, 150, 200, 250, 350, 500, 750, 1000, 1500, 2200, 3500, 5000, 7500, 10,000
(bar)	0-5, 7, 10, 15, 25, 35, 50, 70, 100, 150, 200, 250, 350, 500, 700
Medium (psi)	0-10, 15, 20, 25, 35
(bar)	0-0.7, 1.0, 1.5, 1.7, 2.5
DIN (bar)	1, 1.6, 2.5, 4, 6, 10, 16, 25, 40, 60, 100, 160, 250, 400, 600

### Pressure References

#### High Pressure Range

Vented gauge 1: 0-75 to 0-350 psi  
Absolute and sealed gauge: 0-75 to 0-10,000 psi

#### Medium Pressure Range

Vented gauge1 and absolute: 0-10, 15, 20, 25, 35 psi (0-0.7, 1.0, 1.5, 1.7, 2.5 bar)

#### Pressure Limit

5x full range pressure or 12,000 psi (830 bar), whichever is less. Will not cause a zero offset exceeding 0.04% FRO (recoverable within a few hours)

#### Burst Pressure

20 x full range pressure or 22,000 psi (1,520 bar), whichever is less

#### Pressure Media

Liquids or gases compatible with 17-4 PH and 17-7 PH stainless steel or Inconel 625

#### Shunt Calibration

80% ±5% full range pressure (not fitted in P980 Series)

#### Combined Non-linearity, Hysteresis

#### and Non-repeatability

High Range: <±0.10% F.R.O. (BSL); Medium Range: <±0.20% F.R.O. (BSL)

#### Temperature Range

##### Operable

-65°F to 250°F ( -54°C to 120°C) **P91X:** -65°F to 300°F ( -54°C to 150°C)

##### Compensated

32°F to 212°F (0°C to 100°C) **P91X:** -65°F to 250°F ( -54°C to 120°C) or -4°F to 176°F ( -20°C to +80°C)

##### Storage

-65°F to 300°F ( -54°C to 150°C)

#### Humidity

#### Connector Version

95% Relative humidity

#### Cable Version

Immersible to IP67 (fluid must no enter the ends of the cable)

#### Acceleration Response

Above 500 psi (35 bar) ±0.02% F.R.O./g; below 500 psi (35 bar) ±0.10% F.R.O./g

#### Vibration

Surpasses MIL STD810C Method 514-2 Curve L and EUROCAE ED 14A/RTCA 160A

#### Shock

1000 g for 5 msec will not damage the sensor

#### EMC

The P940, P950, P960 and P980 and P990 Series are CE marked, and when correctly installed comply with the EMC Directive 89/336/EEC Generic Standards for Residential Commercial, Light Industrial and Industrial

# P900

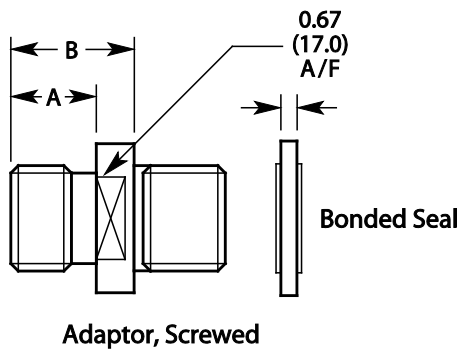
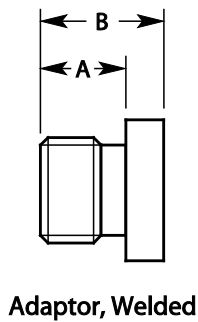
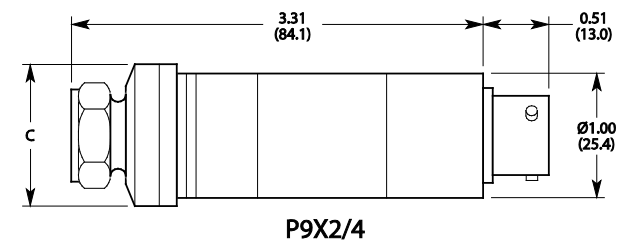
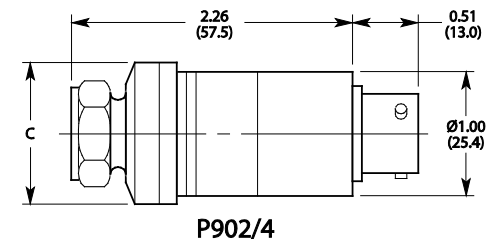
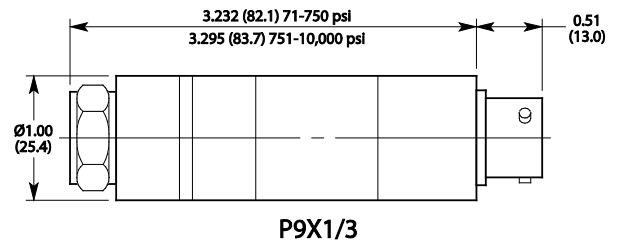
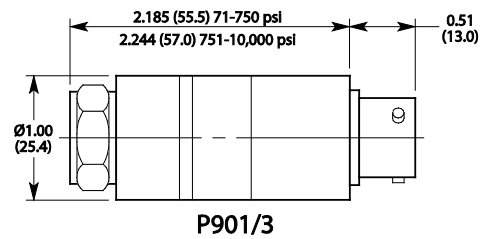
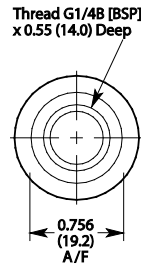
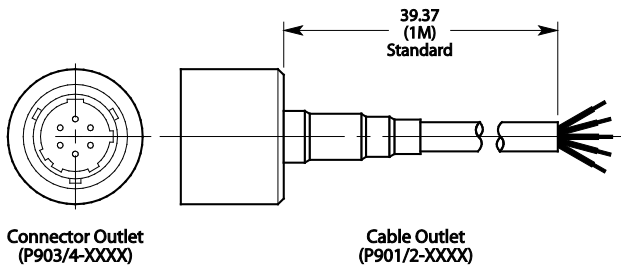
environments. Note: The P980 Series when used in Intrinsic Safety applications does not comply with the Industrial environment directive.

**Insulation Resistance** 500 MOhm at 50 VDC at 25°C

<sup>1</sup> Vented gauge units must only be used in dry, noncorrosive environments and will breathe through the cable vent tube or hole in the 6-way receptacle.

**Total Thermal Error Band (P91X only)** -20°C to +80°C <±0.4% FRO Typical, <±0.6% FRO Maximum  
-54°C to +120°C <±0.7% FRO Typical, <±1.0% FRO Maximum

## DIMENSIONS



# P900

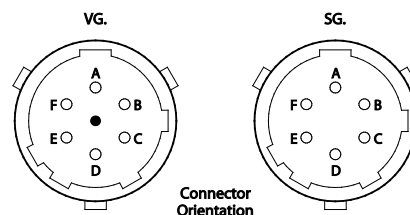
## ADAPTERS

Code	Dimensions in (mm)		
Thread Size	Welded	A	B 1/4" BSP (F)
G1/4A (BSP) (M)	0002	0.46 (11.7)	0.67 (16.9)
M14 x 1.5 (M)	0003	0.40 (10.2)	0.61 (15.4)
7/16"-20UNF-2A (M)	0004	0.56 (14.3)	0.77 (19.5)
1/4"-18NPT (M)	0005	0.55 (14.0)	0.76 (19.2)
M10 x 1.0 (F)	0006	—	0.60 (15.2)
1/4-18NPT (F)	0009	—	0.76 (19.2)
Thread Size	Screwed	A	B
G1/4A (BSP) (M)	0022	0.46 (11.7)	0.70 (17.8)
M14 x 1.5 (M)	0023	0.40 (10.2)	0.62 (15.8)
7/16"-20UNF-2A (M)	0024	0.56 (14.3)	0.78 (19.8)
1/4"-18NPT (M)	0025	0.55 (14.0)	0.80 (20.4)
M10 x 1.0 (M)	0026	—	0.60 (15.2)
Range	Diameter C in (mm)		
10 psi (0.7 bar)	1.143 (29.05)		
15 psi (1.0 bar)	1.043 (26.50)		
20 psi (1.5 bar)	0.888 (22.50)		
25 psi (1.7 bar)	0.807 (20.50)		
35 psi (2.5 bar)	0.748 (19.00)		

## CONNECTIONS

Cable	Connector <sup>2</sup>
Red <sup>1</sup>	Pin A <sup>1</sup> Excitation (+)
White	Pin D Excitation (-) <sup>3</sup>
Yellow	Pin B Output (+)
Blue <sup>1,3</sup>	Pin C <sup>1,2</sup> Output (-) <sup>3</sup>
Violet	Pin E } 80% shunt calibration <sup>4</sup>
Grey	Pin F }

### Connector Orientation



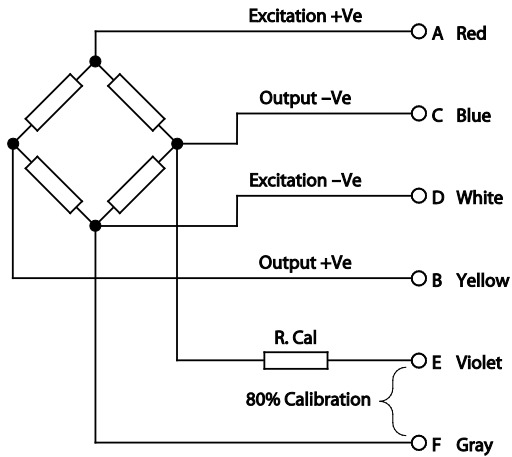
**Note:** Screen is connected to the case for CE marked units.  
Screen is not connected to the case for optional IS units (P980).  
IS certification revokes CE certification.

1. 2-wire transmitter connections
2. Vented gauge units must breathe through the receptacle (mating connector must have a vent hole)
3. 0 Volt P990 series
4. Connected internally for P940, P950, P960 Series (3-wire)
5. Shunt calibration not fitted to P980 Series

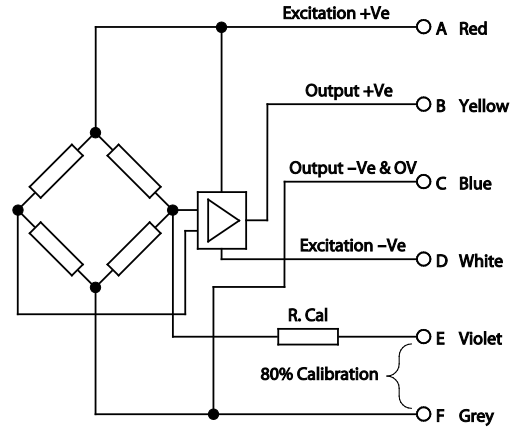
# P900

## WIRING

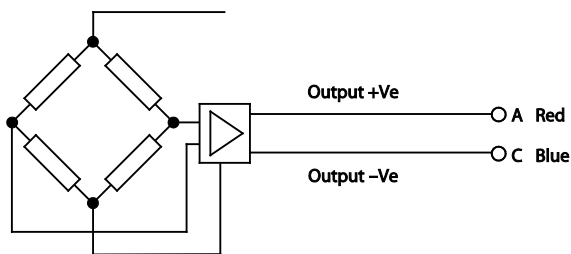
P901/9, P910/9



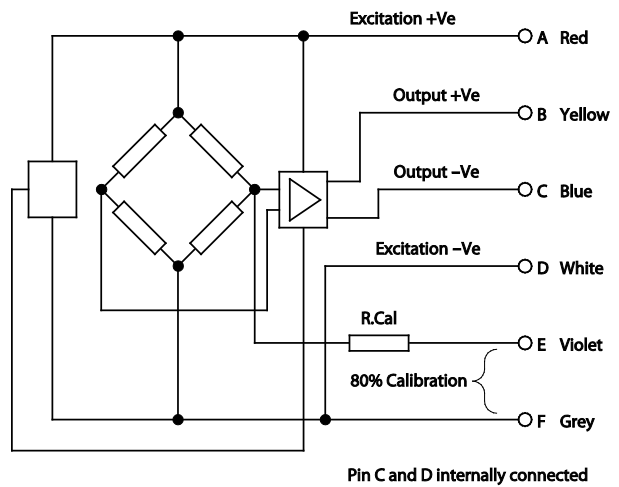
P991/9



P981/9

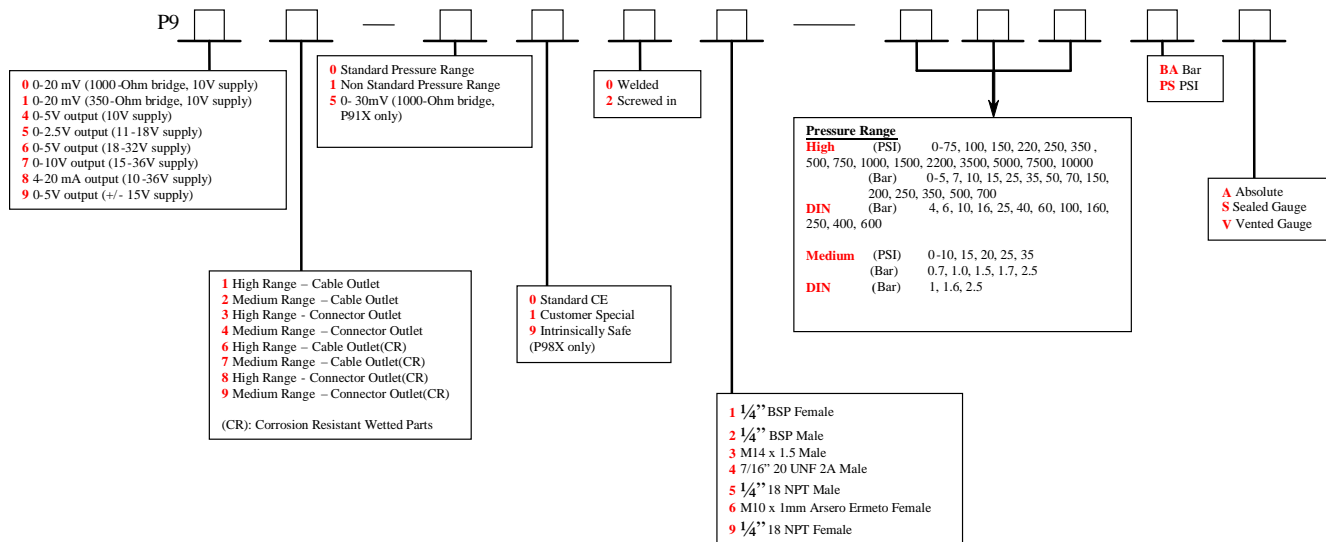


P941/9, P951/9, P961/9, P971/9



# P900

## ORDERING INFORMATION



Examples: P963-0025-150PSS = 0 to 5V output from 18 to 32V supply, connector outlet, screwed in 1/4" NPT port, 150 psi sealed gauge  
 P914-0001- 2.5BAA = 20mV output, connector outlet, welded 1/4" BSP female port, 2.5 bar absolute

### NORTH AMERICA

Measurement Specialties  
 45738 Northport Loop West  
 Fremont, CA 94538  
 Tel: 1-800-767-1888  
 Fax: 1-510-498-1578  
 Sales: [pfg.cs.amer@meas-spec.com](mailto:pfg.cs.amer@meas-spec.com)

### EUROPE

Measurement Specialties  
 (Europe), Ltd.  
 26 Rue des Dames  
 78340 Les Clayes-sous-Bois, France  
 Tel: +33 (0) 130 79 33 00  
 Fax: +33 (0) 134 81 03 59  
 Sales: [pfg.cs.emea@meas-spec.com](mailto:pfg.cs.emea@meas-spec.com)

### ASIA

Measurement Specialties  
 (China), Ltd.  
 No. 26 Langshan Road  
 Shenzhen High-Tech Park (North)  
 Nanshan District, Shenzhen 518057  
 China  
 Tel: +86 755 3330 5088  
 Fax: +86 755 3330 5099  
 Sales: [pfg.cs.asia@meas-spec.com](mailto:pfg.cs.asia@meas-spec.com)

The information in this sheet has been carefully reviewed and is believed to be accurate; however, no responsibility is assumed for inaccuracies. Furthermore, this information does not convey to the purchaser of such devices any license under the patent rights to the manufacturer. Measurement Specialties, Inc. reserves the right to make changes without further notice to any product herein. Measurement Specialties, Inc. makes no warranty, representation or guarantee regarding the suitability of its product for any particular purpose, nor does Measurement Specialties, Inc. assume any liability arising out of the application or use of any product or circuit and specifically disclaims any and all liability, including without limitation consequential or incidental damages. Typical parameters can and do vary in different applications. All operating parameters must be validated for each customer application by customer's technical experts. Measurement Specialties, Inc. does not convey any license under its patent rights nor the rights of others.