

# P125 High pressure sensor



- Ranges from 2000 to 7000 bar
- Stainless steel
- Robust for Fatigue testing
- High level output in option
- For static and dynamic applications
- Linearity up to  $\pm 0.3\%$  F.S.

## DESCRIPTION

The **P125** is a high pressure transducer designed for to measure static and dynamic pressure up to 7 000 bar (600 kpsi). The mechanical design and a stainless steel construction allow the sensor to withstand most aggressive liquids and fatigue testing.

The sensing element is fitted with a temperature compensated Wheatstone bridge equipped with thin strain gauges. MEAS offers amplified analogue versions to obtain 0.5-4.5V, 0-5V and 4-20mA.

For miniature with flush diaphragm designs, the model **XPM6** can measure up to 1 000 bar (15 kpsi)

With many years of experience as a designer and manufacturer of sensors, Measurement Specialties, Inc. has the expertise to customize and/or design sensors for specific uses and testing environments. To meet your needs we also offer complete turnkey systems. Our conditioning electronics can power the sensor, amplify the electronic signal, and display the data digitally. A turnkey measurement system arrives with matched components, formatted, calibrated and ready for your immediate use.

## CARACTERISTIQUES

- M16x1.5 thread for high pressure junction
- Analogue Tension and Current outputs
- For Static and Dynamic Applications

## APPLICATIONS

- Burst pressure test benches
- Pressure amplifier equipment
- Tube testing

Full Scale (FS)		Pressure Reference Gauge	Combined Linearity & Hysteresis (%FS)
Bar	psi		
2k	30k	•	$\pm 0.5\%$
4k	60k	•	$\pm 0.5\%$
7k	100K	•	$\pm 0.5\%$

## ETENDUES DE MESURE

# P125 High pressure sensor

## TEMPERATURE CHARACTERISTICS

Full Scale (FS)		Operating Temperature Range (OTR)		Compensated Temperature Range (CTR)		ZeroShift in CTR	Sensitivity Shift in CTR
Bar	psi	Celcius	Farenheit	Celcius	Farenheit	/50 °C	/50 °C
2k	30k	-20 to 80 °C	0 to 170 °F	0 to 60 °C	32 to 140 °F	< ±2%FS	< ±3%
4k	60k						
7k	100K						

## MECHANICAL CHARACTERISTICS

Full Scale (FS)		Pressure limit		Tightening Torque	
Bar	psi	Without damage	Without destruction	N.m	lbf.in
2k	30k	1,5x FS	3x FS	30	265
4k	60k	1,5x FS	3x FS	30	265
7k	100K	1,2x FS	2x FS	45	400

### Notes

1. Material: Body in stainless steel; housing in aluminium alloy.
2. Protection Index: IP65 with cable gland, IP50 with connector output
3. Electrical Termination: cable gland with Ø5 mm shielded cable with 4 wires, standard length 2.0 m [6.6 ft]

# P125 High pressure sensor

## ELECTRICAL CHARACTERISTICS (All values are typical at temperature 20±1°C)

### NON AMPLIFIED VERSION

Full Scale (FS)		Frequency resonance	Power supply	Full Scale Output (FSO)	Offset	Input Impedance Ze	Output Impedance Zs
Bar	Psi						
2k	30k	TBD	10 Vdc	20 mV	< ±10mV	1500 Ω	500 Ω
4k	60k	TBD				1500 Ω	500 Ω
7k	1K	TBD				1000 Ω	500 Ω

#### Note

1. Output impedance standard, available <100Ω on request.

### AMPLIFIED VERSION A1

Full Span (FS)		Bandwidth	Power supply	Full Scale Output <sup>1</sup> (FSO)	Offset	Consumption	Output Impedance Zs <sup>2</sup>
Bar	Psi						
All ranges		3 kHz	10 to 30 Vdc	4 ±0.2V	0.5 ±0.2V	25 mA	1 000 Ω

### AMPLIFIED VERSION A2

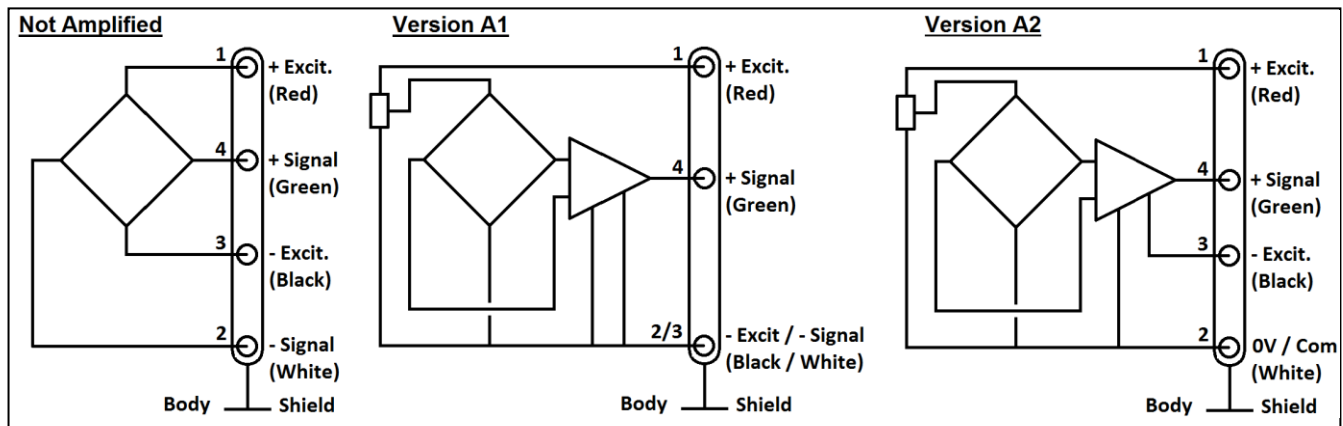
Full Span (FS)		Bandwidth	Power supply	Full Scale Output <sup>1</sup> (FSO)	Offset	Consumption	Output Impedance Zs <sup>2</sup>
Bar	Psi						
All ranges		3 kHz	±12 to ±18 Vdc	5 ±0.25V	±0.25V	25 mA	1 000 Ω

### AMPLIFIED VERSION A3<sup>4</sup>

Full Span (FS)		Bandwidth	Power supply	Full Scale Output (FSO)	Offset	Consumption	Output Impedance Zs
Bar	Psi						
All ranges		3 KHz	10 to 26 Vdc	16 ±0.3mA	4 ±0.3mA	Up o 20 mA	-

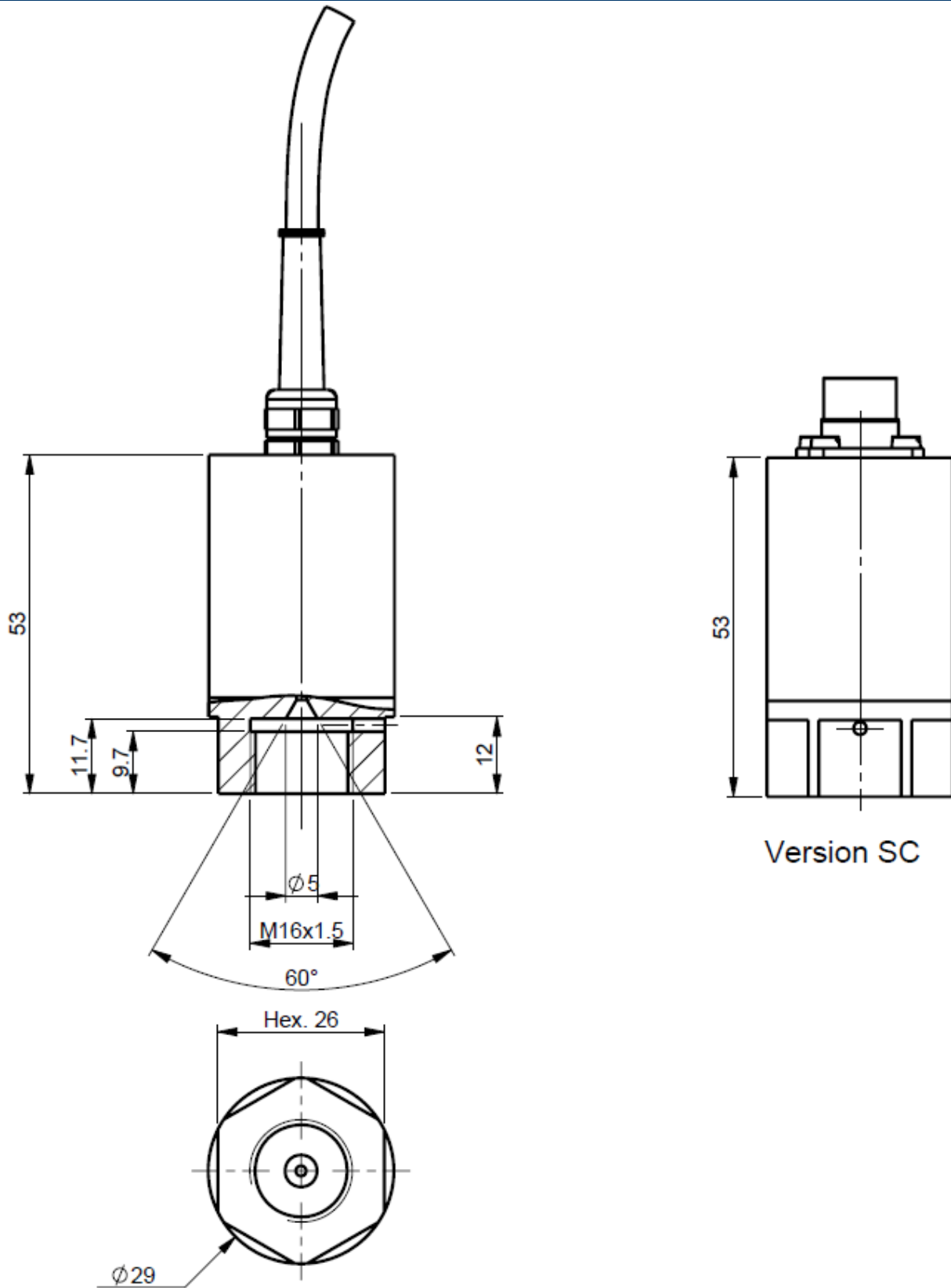
#### Notes

- Standard output signal, custom outputs available on request.
- Output impedance standard, available <100Ω on request.
- Insulation under 50Vdc ≥100MΩ
- A3 current output is a two wires version
- CE conformance according to EN 61010-1, EN 50081-1, EN 50082-1.



# P125 High pressure sensor

## DIMENSIONS (METRIC)

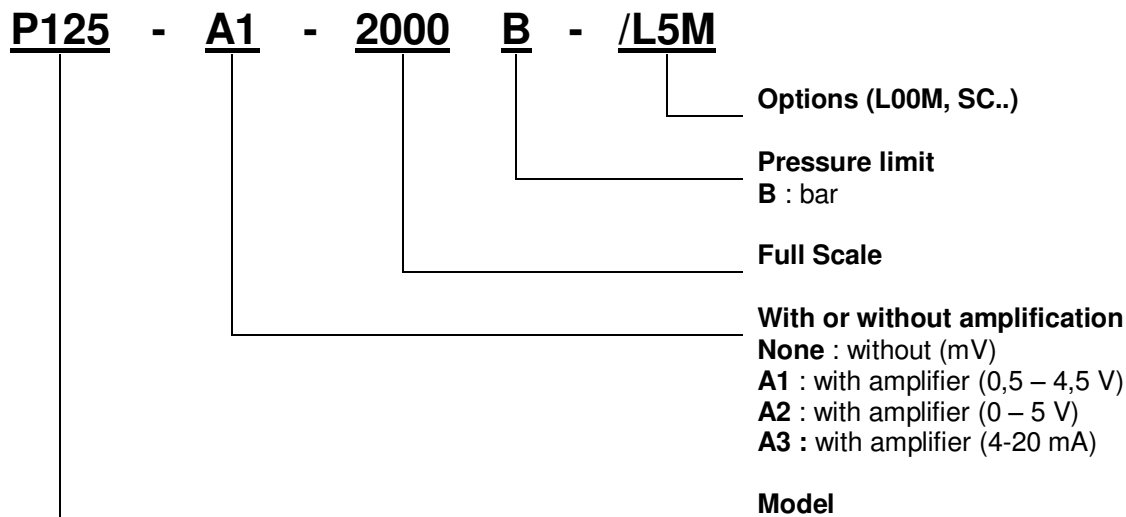


# P125 High pressure sensor

## OPTIONS

<b>A1</b> : Unipolar Tension power ; 0,5-4,5V output
<b>A2</b> : Bipolar Tension power ; 0-5V output
<b>A3</b> : Unipolar Tension power ; 4-20mA output
<b>SC</b> : Connector output, mating plug Jaeger ref. 4b 533 801 supplied
<b>L00M</b> : special cable length, replace "00" with total length in meters

## ORDERING INFORMATION



### NORTH AMERICA

Measurement Specialties, Inc.  
 Vibration Design Center  
 32 Journey - Suite 150  
 Aliso Viejo, CA 92656  
 United States USA  
 Tel: 1-949-716-0877  
[t&m@meas-spec.com](mailto:t&m@meas-spec.com)

### EUROPE

Measurement Specialties  
 (Europe), Ltd.  
 26 Rue des Dames  
 78340 Les Clayes-Sous-Bois,  
 France  
 Tel: +33 (0) 130 79 33 00  
[cs.lcsb@meas-spec.com](mailto:cs.lcsb@meas-spec.com)

### ASIE

Measurement Specialties  
 (China), Ltd.  
 No. 26 Langshan Road  
 Shenzhen High-Tech Park (North)  
 Nanshan District, Shenzhen  
 518057  
 China  
 Tel: +86 755 3330 5088  
[pfg.cs.asia@meas-spec.com](mailto:pfg.cs.asia@meas-spec.com)

The information in this sheet has been carefully reviewed and is believed to be accurate; however, no responsibility is assumed for inaccuracies. Furthermore, this information does not convey to the purchaser of such devices any license under the patent rights to the manufacturer. Measurement Specialties, Inc. reserves the right to make changes without further notice to any product herein. Measurement Specialties, Inc. makes no warranty, representation or guarantee regarding the suitability of its product for any particular purpose, nor does Measurement Specialties, Inc. assume any liability arising out of the application or use of any product or circuit and specifically disclaims any and all liability, including without limitation consequential or incidental damages. Typical parameters can and do vary in different applications. All operating parameters must be validated for each customer application by customer's technical experts. Measurement Specialties, Inc. does not convey any license under its patent rights nor the rights of others.