

## D5100 Industrial Differential Pressure Transducer



- 316L Stainless Steel Wetted Surface
- Voltage, Current, and mV Outputs
- True Wet/Wet Differential
- CE Certified (amplified version only)
- Variety of Pressure Ports and Electrical Connections



### DESCRIPTION

The D5100 series from Measurement Specialties sets the price and performance standard for differential pressure transducers used in demanding environments.

The amplified model of the D5100 series exceeds the latest heavy industrial CE requirements including surge protection and reverse polarity protection. The amplified and mV output pressure transducers both have two pressure ports for high and low pressures and all wetted parts are made of 316L stainless steel. They come in a variety of electrical configurations and ranges from 1 to 500 psi (up to 35 Bar).

### FEATURES

- Heavy Industrial CE Approval (amplified only)
- As Low As  $\pm 0.1\%$  Pressure Non Linearity
- Rugged Construction: Can Withstand 50g Shock/20g Vibration
- Up to  $-40^{\circ}\text{C}$  to  $+125^{\circ}\text{C}$  Operating Temperature Range
- Excellent Stability
- Various Output, Pressure Ports and Electrical Connections

### APPLICATIONS

- Process Controls
- Tank Level Measurement
- Filter Performance Monitoring
- Corrosive Fluids and Gas Measurement Systems
- Flow Measurements

### STANDARD RANGES

Range	psiD	Range	BarD
0 to 1	•	0 to 0.07	•
0 to 5	•	0 to 0.35	•
0 to 15	•	0 to 1	•
0 to 30	•	0 to 2	•
0 to 50	•	0 to 3.5	•
0 to 100	•	0 to 7	•
0 to 300	•	0 to 20	•
0 to 500	•	0 to 35	•

# D5100 Industrial Differential Pressure Transducer

## PERFORMANCE SPECIFICATIONS (AMPLIFIED OUTPUT)

Typical Drive: See Output Options Table

Ambient Temperature: 25°C (unless otherwise specified)

PARAMETERS	1 PSI			≥5 PSI			UNITS	NOTES	
	MIN	TYP	MAX	MIN	TYP	MAX			
Accuracy	-0.3		0.3	5psi: -0.25 ≥15psi: -0.1		0.25 0.1	%Span	1	
Isolation, Body To Any Lead	1			1			MΩ @25VDC		
Pressure Cycles	1.00E+6			1.00E+6			0-FS Cycles		
Proof Pressure (High Side)			10X			3X	Rated	2	
Proof Pressure (Low Side)			10X			3X	Rated	3	
Burst Pressure (High Side)			12X			4X	Rated	2	
Burst Pressure (Low Side)			12X			4X	Rated	3	
Line (common) Pressure			1000			1000	psi		
Line Pressure Effect on Zero		0.004		5psi: 0.0008 TYP ≥15psi: 0.0005 TYP			%Span/psi		
Long Term Stability		±0.25			±0.1		%Span/year		
Total Error Band	-1.5		1.5	-1		1	%Span		
Compensated Temperature	0		50	0 -20		70 +85	°C		
Operating Temperature	-40		+85	-40		+125	°C	4	
Storage Temperature	-40		+125	-40		+125	°C	4	
Load Resistance (R <sub>L</sub> )	R <sub>L</sub> > 100k Ω								5
Sensor Type	Differential Pressure Sensor with Unidirectional Calibration								
Pressure Port Material	316L Stainless Steel								
Bandwidth	DC to 1KHz (typical)								
Shock	50g, 11 msec Half sine shock per MIL-STD-202F, Method 213B, Condition A								
Vibration	±20g, MIL-STD-810C, Procedure 514.2, Fig 514.2-2, Curve L								

### Notes

1. Combined linearity, hysteresis and repeatability using Best Fit Straight Line.
2. 1000psi, whichever is less.
3. 150psi, whichever is less.
4. Except cable 105°C Max.
5. Voltage output.

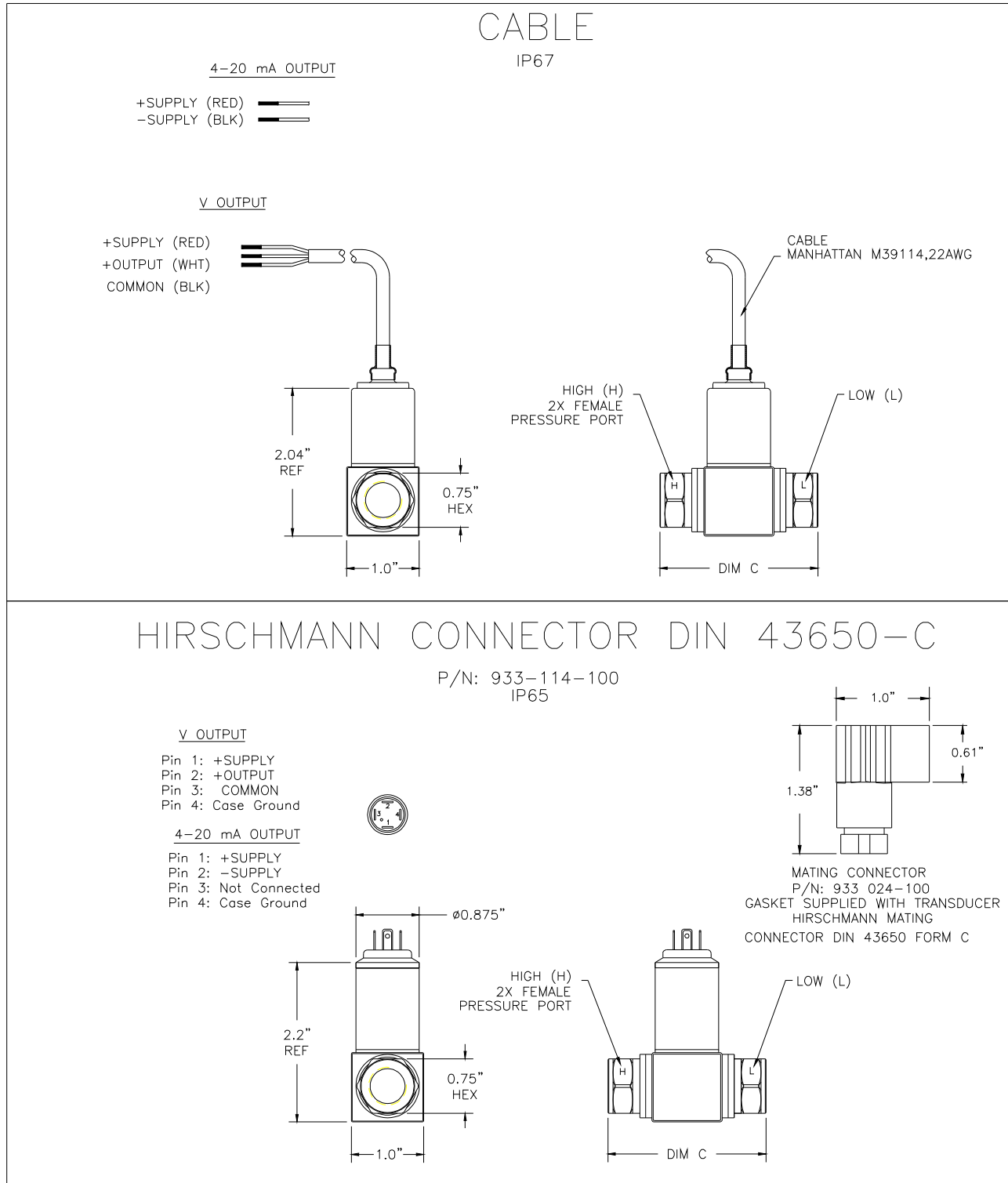
### CE Compliance

- IEC 55022 Emissions Class A & B
- IEC 61000-4-2 Electrostatic Discharge Immunity (6kV contact/8kV air)
- IEC 61000-4-3 EM Field Immunity (30V/m)
- IEC 61000-4-4 Electrical Fast Transient Immunity (1kV)
- IEC 61000-4-5 Surge (1kV)
- IEC 61000-4-6 Conducted Immunity (10V)
- IEC 61000-4-9 Pulsed Magnetic Field Immunity (100A/m)

Pressure Port Options	Dim C (inches) [mm]	Electrical Connection Options
2 = 1/4-19 BSPP Male	3.08 [78.3]	1 = 2 ft cable
5 = 1/4-18 NPT Male	3.18 [80.8]	4 = Packard Connector
F = 1/4-19 BSPP Female	2.18 [55.42]	5 = Bendix Connector
G = 1/4-18 NPT Female	2.18 [55.42]	6 = Hirschmann Connector
Others available upon request		Others available upon request

# D5100 Industrial Differential Pressure Transducer

## DIMENSIONS (AMPLIFIED OUTPUT)



# D5100 Industrial Differential Pressure Transducer

## DIMENSIONS (AMPLIFIED OUTPUT)

### Packard Connector

IP66

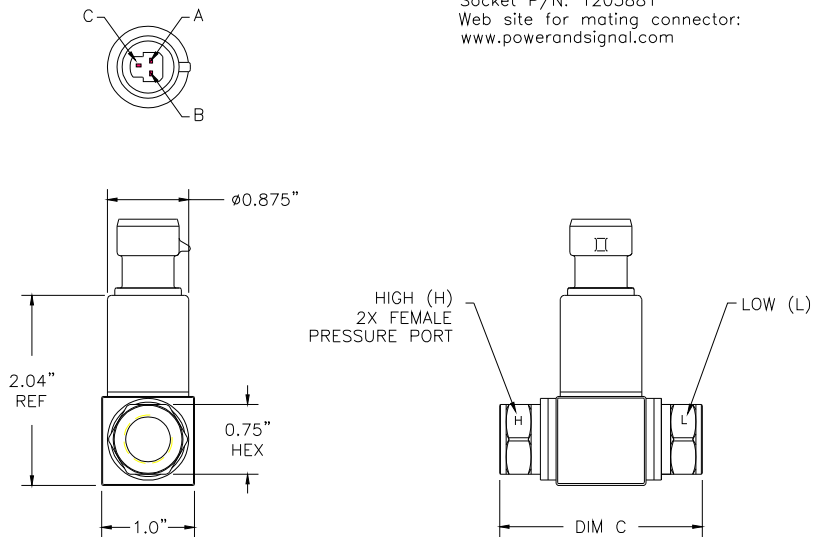
4-20 mA OUTPUT

PIN A: +SUPPLY  
PIN B: -SUPPLY  
PIN C: Not Connected

V OUTPUT

PIN A: +SUPPLY  
PIN B: COMMON  
PIN C: +OUTPUT

Mating packard connector  
Housing P/N: 12078090  
Socket P/N: 1203881  
Web site for mating connector:  
[www.powerandsignal.com](http://www.powerandsignal.com)



### Bendix PTIH-10-6P Connector

IP66

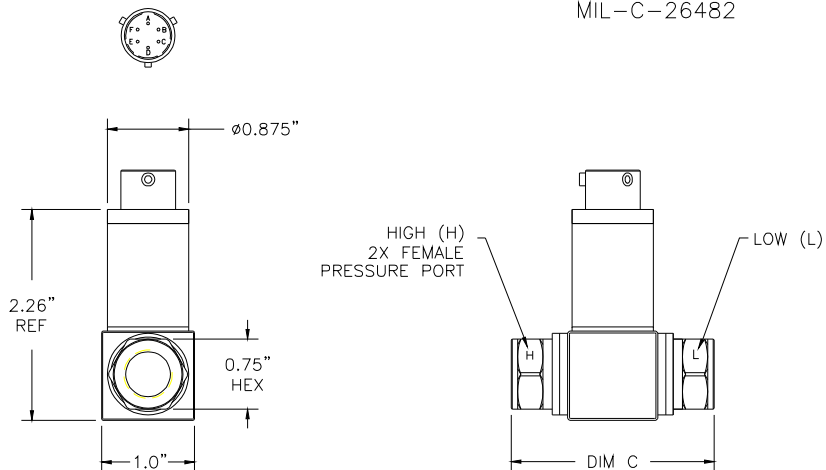
4-20 mA OUTPUT

POSITIVE SUPPLY PIN A AND B (INTERNALLY CONNECTED)  
NEGATIVE SUPPLY PIN C AND D (INTERNALLY CONNECTED)  
PIN E: Not Connected  
PIN F: Not Connected

V OUTPUT

PIN A: +SUPPLY  
PIN B: +OUTPUT  
PIN C: COMMON  
PIN D: COMMON  
PIN E: Not Connected  
PIN F: Not Connected

Mating Bendix connector  
P/N: PT06A-10-6S  
MIL-C-26482



# D5100 Industrial Differential Pressure Transducer

## OUTPUT OPTIONS (AMPLIFIED OUTPUT)

Code	Output	Supply(V)		
		MIN	TYP	MAX
3	0.5 – 4.5V (ratiometric)	4.75	5.00	5.25
4	1 – 5V	8	15	30
5	4 – 20mA	9	15	30

## PERFORMANCE SPECIFICATIONS (mV OUTPUT)

Supply Voltage: 10Vdc

Ambient Temperature: 25°C (unless otherwise specified)

PARAMETERS	1 PSI			≥5 PSI			UNITS	NOTES
	MIN	TYP	MAX	MIN	TYP	MAX		
Supply Voltage		10	14		10	14	VDC	
Zero Pressure Output	-2.0	0	2.0	5psi: -2.0 ≥15psi: -1.0	0 0	2.0 1.0	mV	
Span	77	80	83	5psi: 98 ≥15psi: 99	100 100	102 101	mV	
Accuracy	-0.3		0.3	5psi: -0.25 ≥15psi: -0.1		0.25 0.1	%Span	1
Input Resistance	5.5	9.0	12.5	5.5	9.0	12.5	KΩ	
Output Resistance	4.0		30.0	5psi: 4.0 ≥15psi: 4.0		30.0 25.0	KΩ	
Isolation, Body To Any Lead	50			50			MΩ @50VDC	
Pressure Cycles	1.00E+6			1.00E+6			0-FS Cycles	
Proof Pressure (High Side)			10X			3X	Rated	2
Proof Pressure (Low Side)			10X			3X	Rated	3
Burst Pressure (High Side)			12X			4X	Rated	2
Burst Pressure (Low Side)			12X			4X	Rated	3
Line (common) Pressure			1000			1000	psi	
Line Pressure Effect on Zero		0.004		5psi: 0.0008 TYP ≥15psi: 0.0005 TYP			%Span/psi	
Long Term Stability		±0.25			±0.1		%Span/year	
Temperature Coefficient – Span	-1.5		1.5	5psi: -1.5 ≥15psi: -1.0		1.5 1.0	%Span	
Temperature Coefficient – Offset	-2.5		2.5	5psi: -1.5 ≥15psi: -1.0		1.5 1.0	%Span	
Output Load Resistance	5			5			MΩ	
Output Noise (10Hz to 1KHz)		1.0			1.0		uV p-p	
Response Time (10% to 90%)		0.1			0.1		ms	
Compensated Temperature	0		50	5psi: 0 ≥15psi: -20		70 85	°C	
Operating Temperature	-40		+85	-40		+125	°C	
Storage Temperature	-40		+125	-40		+125	°C	4
Voltage Breakdown	500V rms@50Hz, Leakage Current <1mA							
Sensor Type	Differential Pressure Sensor with Unidirectional Calibration							
Pressure Port Material	316L Stainless Steel							
Shock	50g, 11 msec Half sine shock per MIL-STD-202F, Method 213B, Condition A							

# D5100 Industrial Differential Pressure Transducer

## Notes

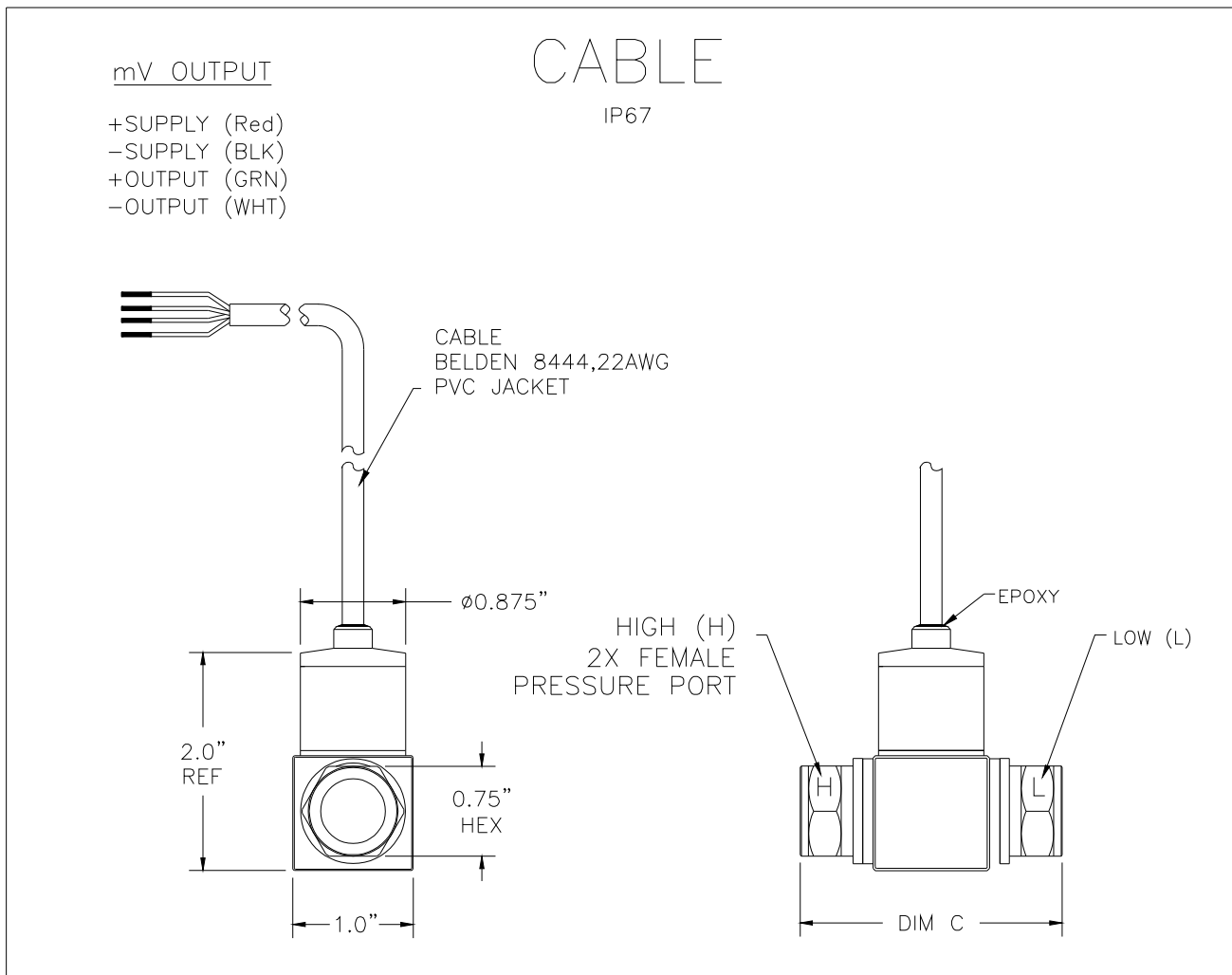
1. Combined linearity, hysteresis and repeatability using Best Fit Straight Line.
2. 1000psi, whichever is less.
3. 150psi, whichever is less.
4. Except cable 105°C Max.

Pressure Port Options	Dim C (inches) [mm]	Electrical Connection Options
2 = 1/4-19 BSPP Male	3.08 [78.3]	1 = 2 ft cable
5 = 1/4-18 NPT Male	3.18 [80.8]	
F = 1/4-19 BSPP Female	2.18 [55.42]	
G = 1/4-18 NPT Female	2.18 [55.42]	

Others available upon request

Others available upon request

## DIMENSIONS (mV OUTPUT)



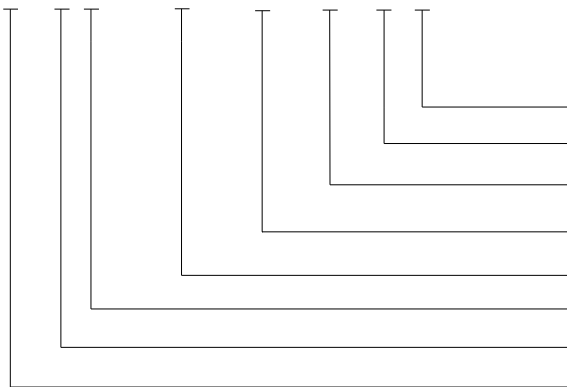
# D5100 Industrial Differential Pressure Transducer

## OUTPUT OPTIONS (mV OUTPUT)

Code	Output	MIN	Supply(V)	
			TYP	MAX
2	80mV (1psi), 100mV (≥5psi) [ratiometric]		10	14

## ORDERING INFORMATION

D5131-000005-300PD



- Type (D = Differential)
- Units (P = psi, B = Bar)
- Pressure Range (See Pressure Range Table)
- Pressure Port (See Pressure Port Options Table)
- Specials (nnnnn = Custom Drawing)
- Connection (See Electrical Connections Table)
- Output (See Output Options Table)
- Model

### NORTH AMERICA

Measurement Specialties  
45738 Northport Loop West  
Fremont, CA 94538  
Tel: 1-800-745-8008  
Fax: 1-510-498-1578  
Sales: [pfg.cs.amer@meas-spec.com](mailto:pfg.cs.amer@meas-spec.com)

### EUROPE

Measurement Specialties  
(Europe), Ltd.  
26 Rue des Dames  
78340 Les Clayes-sous-Bois, France  
Tel: +33 (0) 130 79 33 00  
Fax: +33 (0) 134 81 03 59  
Sales: [pfg.cs.emea@meas-spec.com](mailto:pfg.cs.emea@meas-spec.com)

### ASIA

Measurement Specialties  
(China), Ltd.  
No. 26 Langshan Road  
Shenzhen High-Tech Park (North)  
Nanshan District, Shenzhen 518057  
China  
Tel: +86 755 3330 5088  
Fax: +86 755 3330 5099  
Sales: [pfg.cs.asia@meas-spec.com](mailto:pfg.cs.asia@meas-spec.com)

The information in this sheet has been carefully reviewed and is believed to be accurate; however, no responsibility is assumed for inaccuracies. Furthermore, this information does not convey to the purchaser of such devices any license under the patent rights to the manufacturer. Measurement Specialties, Inc. reserves the right to make changes without further notice to any product herein. Measurement Specialties, Inc. makes no warranty, representation or guarantee regarding the suitability of its product for any particular purpose, nor does Measurement Specialties, Inc. assume any liability arising out of the application or use of any product or circuit and specifically disclaims any and all liability, including without limitation consequential or incidental damages. Typical parameters can and do vary in different applications. All operating parameters must be validated for each customer application by customer's technical experts. Measurement Specialties, Inc. does not convey any license under its patent rights nor the rights of others.