

ED-20 Quadrature Output Series Magnetic Encoder



- High or low profile differential or NPN outputs
- Wide operational temperature range
- IP52 sealing
- Ball bearing
- Custom housings, shafts, connectors available, in many cases with no additional tooling required

DESCRIPTION

The ED-20 series magnetic encoder is designed for medium duty industrial feedback applications with ball bearing supported shaft. Resolutions are available from 200 to 400 counts per revolution. This encoder series also features line drivers with active termination for long cable runs and reverse voltage protection. The ED-20 also offers the option of high voltage differential, low voltage differential or open collector (NPN) outputs. An index channel which offers a pulse every 180° is also included. The magnetic technology used in the ED-20 series offers many advantages over conventional optical encoder technology such as sealed electronics and extended temperature ranges. Furthermore, since there are no LED degradation issues, the ED-20 offers a virtually unlimited life.

FEATURES

- Magnetic sensing technology
- Encapsulated electronics/sealed unit
- Harsh environment compatibility
- Quadrature outputs
- High or low profile differential or NPN outputs
- Consistent rotational torque
- Resistant to contamination
- IP52 sealing
- Metallic threaded bushing mounting
- Excellent stability – no optical degradation
- Custom housings, shafts, connectors available in many cases with no additional tooling required

APPLICATIONS

- Marine, avionics, motor speed and position control
- Marine steering
- Monitor pump speed and direction
- Camera position and control
- XY stage positioning
- Motor feedback
- Medical diagnostic equipment
- Video and sound editing equipment
- Valve position
- Syringe pump
- Marine steering and throttle position control/feedback

ED-20 Quadrature Output Series Magnetic Encoder

PERFORMANCE SPECS (NOTE1)

Low and high voltage differential output:

Parameters	ED-20-LVD-XXXX-Q-P	ED-20-HVD-XXXX-Q-P
Supply current	25 mA	25 mA
Operating voltage (Vcc)	5 Vdc \pm 0.25 Vdc	12 Vdc to 32 Vdc
Voltage output high	Vcc – 0.4 V	
Voltage output low	400mV	
Duty circle	50% \pm 25%	
Standard resolutions	400, 200 counts per revolution (4 counts = 1 pulse)	
Operating temperature	-40 °C to +85 °C	

NPN open collector output:

Parameters	ED-20-NPN-XXXX-Q-P
Supply current	15mA
Operating voltage (Vcc)	5 Vdc \pm 0.25 Vdc
Voltage output high	Vcc – 0.4 V
Voltage output low	125 mV
Duty circle	50% \pm 25%
Standard resolutions	400, 200 counts per revolution (4 counts = 1 pulse)
Operating temperature	-40 °C to +85 °C

Bearing:

Parameters	ED-20-XXX-XXXX-Q-P
Bearings	Ball
Maximum speed	3000 RPM
Bearing life	30,000,000 cycles

(NOTE1): All specifications are specified with Vcc @ Nominal input voltage, and Ambient Temperature 25 Degrees Celsius.

MECHANICAL

Parameters	ED-20-XXX-XXXX-Q-P
Axial load (max)	20 N
Radial load (max)	10 N
Shaft end play axial (max)	0.13 mm
Shaft radial play (max)	0.25 mm (15.3 mm from thread)
Shaft push-in force	9 N
Shaft pull-out force	1.3 N
Run out (max)	0.25 mm (19 mm from thread)
Bushing mounting torque	1.1 Nm

ED-20 Quadrature Output Series Magnetic Encoder

DIMENSIONS

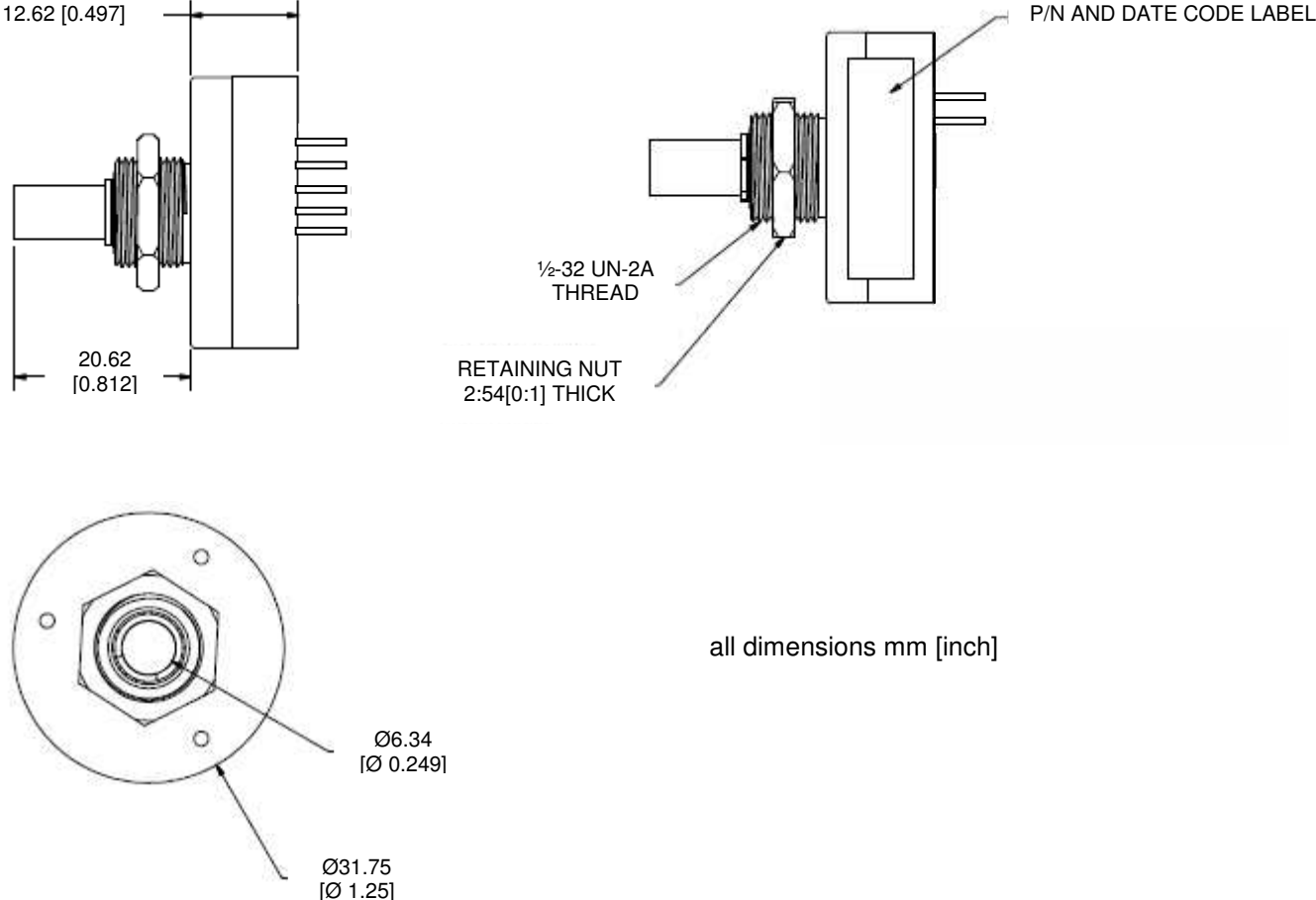


figure 1: Dimensions of the ED-20

ED-20 Quadrature Output Series Magnetic Encoder

PINNING

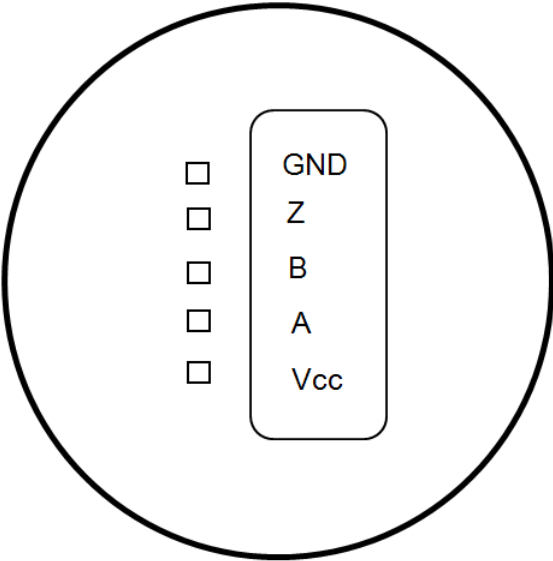


figure 2: Pinning of the ED-20 (NPN)

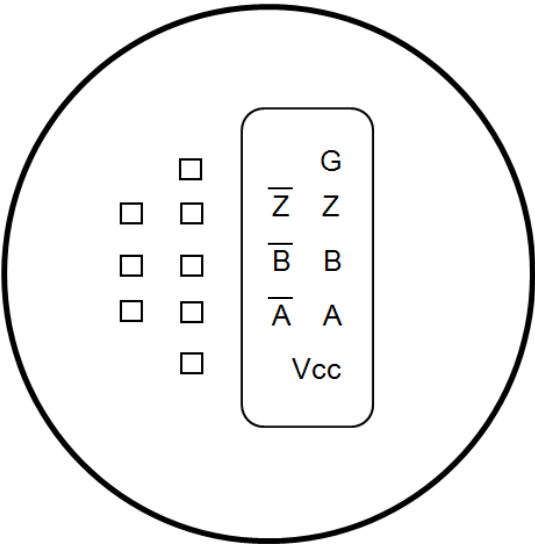


figure 3: Pinning of the ED-20 (HVD and LVD)

ED-20 Quadrature Output Series Magnetic Encoder

TYPICAL PERFORMANCE CURVES

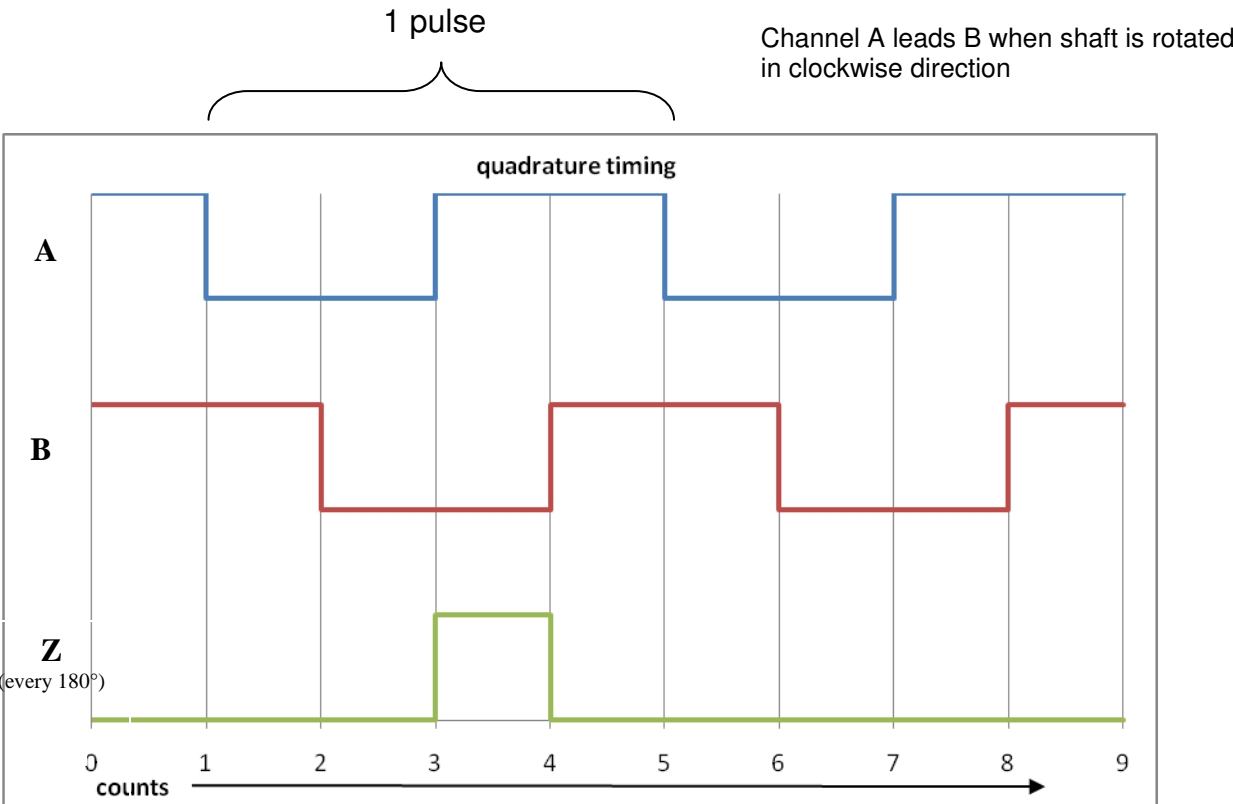


figure 4: quadrature outputs

ED-20 Quadrature Output Series Magnetic Encoder

ENVIRONMENTAL

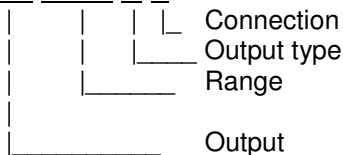
Vibration	MIL-STD-202F Method 204D Test Condition B
Shock	MIL-STD-202F Method 213B Test Condition C
Humidity	MIL-STD-202F Method 103B Test Condition A
Thermal Shock	MIL-STD-202F Method 107G Test Condition A
Operating Temperature	-40 to +85°C
Storage Temperature	-55 to +125°C

ED-20 Quadrature Output Series Magnetic Encoder

ORDERING INFORMATION

PART NUMBERING Model Number - Output - Range – Output type - Connection

ED-20-XXX-XXXX-Q-P



Options:

- P = Pin header
- Q = Quadrature
- 0200 = 200 counts per revolution
- 0400 = 400 counts per revolution
- HVD = high voltage differential
- LVD = low voltage differential
- NPN = open collector

Example: ED-20-NPN-0400-Q-P

Model ED-20, quadrature output with open collector, 400 counts per revolution, pin header

NORTH AMERICA	EUROPE	ASIA
Measurement Specialties, Inc. 1000 Lucas Way Hampton, VA 23666 United States Phone: +1-800-745-8008 Fax: +1-757-766-4297 Email: sales@meas-spec.com Web: www.meas-spec.com	MEAS Deutschland GmbH Hauert 13 D-44227 Dortmund Germany Phone: +49-(0)231-9740-0 Fax: +49-(0)231-9740-20 Email: info.de@meas-spec.com Web: www.meas-spec.com	Measurement Specialties China Ltd. No. 26, Langshan Road High-tech Park (North) Nanshan District, Shenzhen 518057 China Phone: +86-755-33305088 Fax: +86-755-33305099 Email: info.cn@meas-spec.com Web: www.meas-spec.com

The information in this sheet has been carefully reviewed and is believed to be accurate; however, no responsibility is assumed for inaccuracies. Furthermore, this information does not convey to the purchaser of such devices any license under the patent rights to the manufacturer. Measurement Specialties, Inc. reserves the right to make changes without further notice to any product herein. Measurement Specialties, Inc. makes no warranty, representation or guarantee regarding the suitability of its product for any particular purpose, nor does Measurement Specialties, Inc. assume any liability arising out of the application or use of any product or circuit and specifically disclaims any and all liability, including without limitation consequential or incidental damages. Typical parameters can and do vary in different applications. All operating parameters must be validated for each customer application by customer's technical experts. Measurement Specialties, Inc. does not convey any license under its patent rights nor the rights of others.