

XFTC311 Miniature Load Cell



- Range from 0-500N to 0-10kN [0-100lbf to 2klbf]
- Tension and/or Compression
- High Stiffness
- For Static and Dynamic Applications
- Threaded Male/Female Mechanical Fitting

DESCRIPTION

The **XFTC311** series has been specifically developed to measure tension and compression in static and dynamic applications. The miniature size facilitates testing where space is at a premium. The sensing element is fitted with a fully temperature compensated Wheatstone bridge equipped with high stability micro-machined silicon strain gages. The use of silicon strain gages optimizes the load cell's performance at low ranges and frequencies. A strain relief spring strengthens the cable output. With two male/female threads, the **XFTC311** is easily installed in industrial or OEM applications.

With many years of experience as a designer and manufacturer of sensors, Measurement Specialties, Inc. often works with customers to design or customize sensors for specific uses and testing environments.

To meet your needs we also offer complete turnkey systems. The matched components (sensor, power, amplifier and digital display) are formatted, calibrated and ready for immediate use.

FEATURES

- Male/female M5 and M10 threaded
- Tension and/or Compression
- Optional IP rating improvement
- Extended temperature use as option
- Optional improved global accuracy

APPLICATIONS

- Strain measurement on finger-like command
- Small size actuators
- Miniature press-fit device
- Robotics control measurement
- Laboratory

STANDARD RANGES

F.S. Ranges in N	500 - 1k	2k	5k - 10k
F.S. Ranges in lbf	100 - 200	400	1k - 2k
Stiffness in N/m	3×10^7	1×10^8	2×10^9 to 4×10^9
Stiffness in lbf/ft	2.1×10^6 to 4.1×10^6	6.9×10^6	1.4×10^8 to 2.7×10^8
Materials	Aluminium	Stainless Steel	

XFTC311 Miniature Load Cell

PERFORMANCE SPECIFICATIONS

All values are typical at temperature 20±1°C

PARAMETERS	
Operating Temperature Range (OTR)	-40 to 120° C [-40 to 248° F]
Compensated Temperature Range (CTR)	0 to 60° C [32 to 140° F]
Zero Shift in CTR	<2% F.S. / 50° C [/100° F]
Sensitivity Shift in CTR	<2% of reading / 50° C [/100° F]
Range (F.S.)	0-500N to 0-10kN [0-100 lbf to 0-2klbf]
Over-Range	
Without Damage	2 x F.S.
Without Destruction	3 x F.S.
Accuracy	
Linearity	≤±0.5% F.S.
Hysteresis	≤±0.5% F.S.

Electrical Characteristics

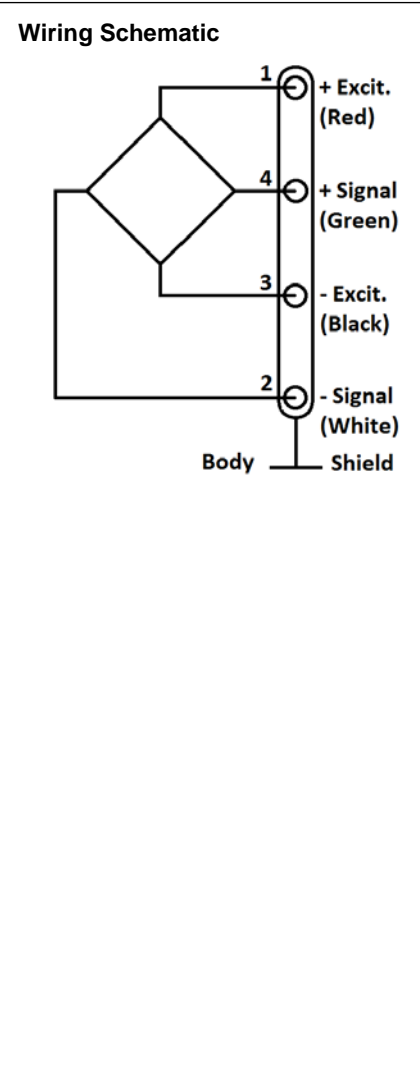
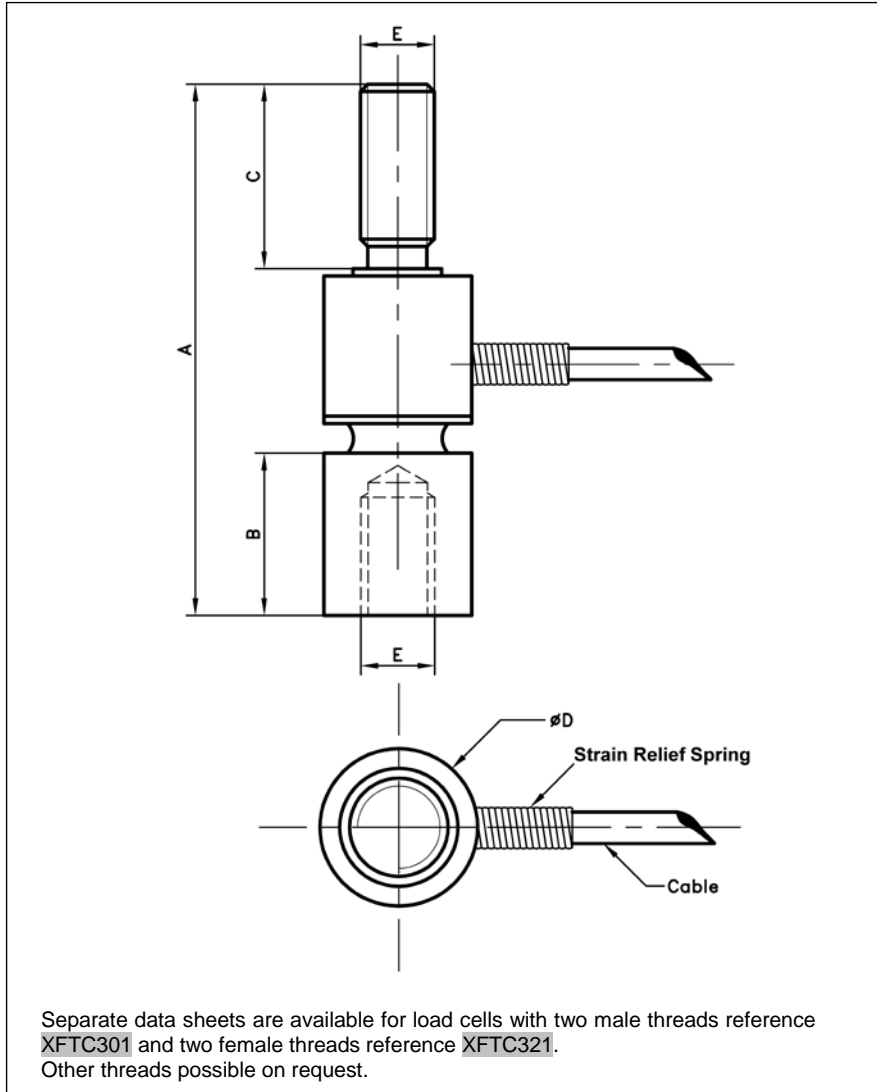
Model	XFTC311
Supply Voltage	10Vdc
F.S. Output	±100mV, ±50mV for 500N model
Zero Offset	<±10mV
Input Impedance/Consumption	1000 to 3000Ω
Output Impedance	500 to 1000Ω
Insulation under 50Vdc	≥100MΩ

Notes

1. Shielded cable with 4 wires (AWG36/28), standard length 2 m [6.5 ft] with strain relief spring
2. Material: Body in stainless steel or aluminum alloy depending on F.S.
3. Protection Index: IP50 (other levels available on request)
4. CE conformance according to EN 61010-1, EN 50081-1, EN 50082-1

XFTC311 Miniature Load Cell

DIMENSIONS & WIRING SCHEMATIC (IN METRIC AND IMPERIAL)



Dimensions in mm [inch]

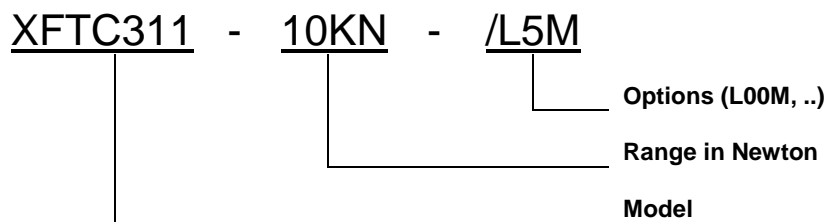
Full Scale Range in N [in lbf]	500 – 1000 [100 – 200]	2000 [400]	5000 – 10000 [1000 – 2000]
A	36 [1.42]		46 [1.81]
B	11 [0.43]		13 [0.51]
C	12.5 [0.49]		14 [0.55]
Ø D	10 [0.39]		16 [0.63]
E Thread	M5		M10
Internal depth	8 [0.31]		10 [0.39]
Material	Aluminum Alloy	Stainless Steel	
Stiffness in N/m	3×10^7	1×10^8	2×10^9 to 4×10^9
Stiffness in lbf/ft	2.1×10^6 to 4.1×10^6	6.9×10^6	1.4×10^8 to 2.7×10^8

XFTC311 Miniature Load Cell

OPTIONS

ET1	: CTR -20 to 100°C [- 4 to 212° F]
ET2	: CTR -40 to 120° C [-40 to 248° F]
HA	: Accuracy (CNL&H) $\leq \pm 0.5\%$ F.S.
L00M	: special cable length, replace "00" with total length in meters

ORDERING INFO



NORTH AMERICA

Measurement Specialties, Inc.
Vibration Design Center
32 Journey - Suite 150
Aliso Viejo, CA 92656
United States USA
Tel: 1-949-716-0877
Fax: 1-949-916-5677
t&m@meas-spec.com

EUROPE

Measurement Specialties
(Europe), Ltd.
26 Rue des Dames
78340 Les Clayes-Sous-Bois,
France
Tel: +33 (0) 130 79 33 00
Fax: +33 (0) 134 81 03 59
pfg.cs.emea@meas-spec.com

ASIA

Measurement Specialties
(China), Ltd.
No. 26 Langshan Road
Shenzhen High-Tech Park (North)
Nanshan District, Shenzhen
518057
China
Tel: +86 755 3330 5088
Fax: +86 755 3330 5099
pfg.cs.asia@meas-spec.com

The information in this sheet has been carefully reviewed and is believed to be accurate; however, no responsibility is assumed for inaccuracies. Furthermore, this information does not convey to the purchaser of such devices any license under the patent rights to the manufacturer. Measurement Specialties, Inc. reserves the right to make changes without further notice to any product herein. Measurement Specialties, Inc. makes no warranty, representation or guarantee regarding the suitability of its product for any particular purpose, nor does Measurement Specialties, Inc. assume any liability arising out of the application or use of any product or circuit and specifically disclaims any and all liability, including without limitation consequential or incidental damages. Typical parameters can and do vary in different applications. All operating parameters must be validated for each customer application by customer's technical experts. Measurement Specialties, Inc. does not convey any license under its patent rights nor the rights of others.