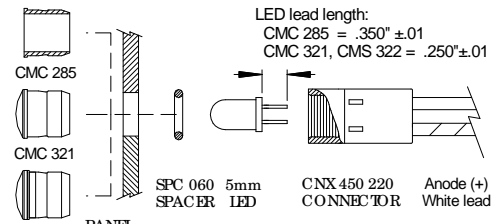
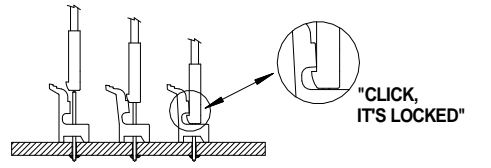


APPROVAL	DATE



PANEL MOUNT
 Panel thickness: .030" - .045" use 2ea. SPC 060 spacers,
 Panel hole: .050" - .100" use 1ea. SPC 060 spacer,
 9/32" (.281") .105" - .125" SPC 060 not required

ORDER PANEL MOUNT, SPACER AND LED SEPARATELY



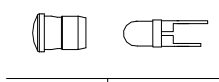
ORDER POSITIVE LOCKING HEADER SEPARATELY

CABLE ORDERING CODE (EXAMPLE): CNX C E 4 1 12

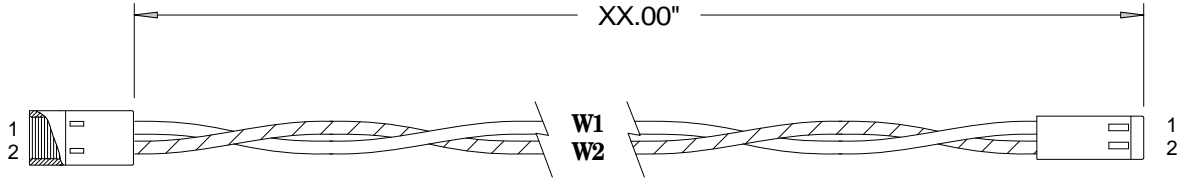
TERMINATION	WIRE SIZE	WIRE COLOR	WIRE LENGTH
X = Stripped End E = Single Row	Standard 4 24 AWG	1 Wht - Blk 2 Red - Blk	04 4 Inches 06 6 Inches 08 8 Inches 12 12 Inches 18 18 Inches 24 24 Inches
CALL FACTORY DIRECT FOR ADDITIONAL OPTIONS			

LENS OPTIONS

LENS STYLE	COLOR
CMC 285	RTP - Red
CMC 313	GTP - Green
CMC 321	ATP - Amber
CMC 323	BTP - Blue
CMS 322	YTP - Yellow
	CTP - Clear



Order Lens & LED Separately



U.S. / FOREIGN PAT. ISSUED & PEND.

NOTES:

- Material: U.L. Rating - "Thermoplastic material used on a secondary circuit"
- Wire: 1007/1569 24 AWG stranded (105°C)

REVISIONS			
NO	DESCRIPTION	DATE	BY
1			
2			
3			
4			
5			
6			

VCC P/N: CNX C CABLE ASSY

VCC VISUAL COMMUNICATIONS COMPANY, INC.
 190 Bosstick Blvd, Suite 101 San Marcos, California 92069 U.S.A.
 Phone: (760) 560-1300; Fax: (760) 560-1301; e-mail: vccsales@vcclite.com

TOLERANCES	SCALE	N/A	DATE	1/28/09	DRAWING NO.	REV.
DECIMAL ±.500	DIAMETER		DRAWN BY	APZ	CNX C ASSY	
ANGLE	RADII		CHK'D			