
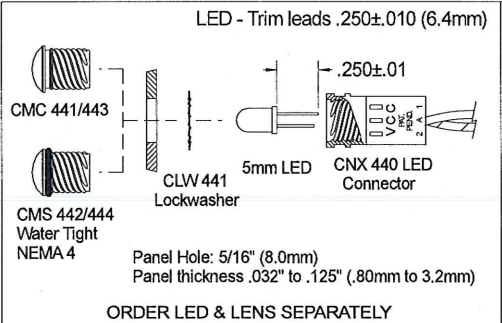


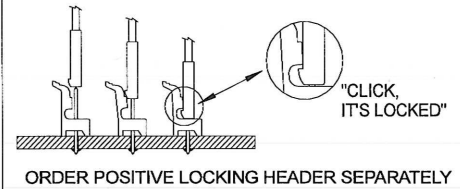
APPROVAL	DATE
	12/15/08



CABLE ORDERING CODE (EXAMPLE): CNX 440 E02 4 1 12

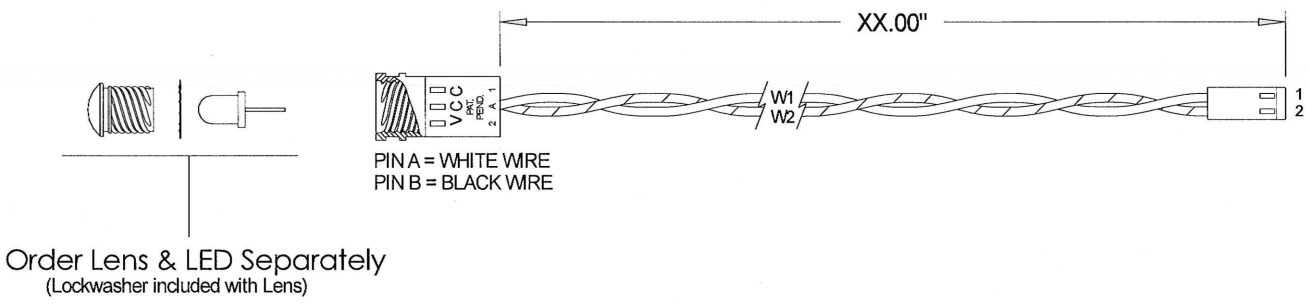
TERMINATION	WIRE SIZE	WIRE COLOR	WIRE LENGTH
X = Stripped End	Standard	1 Wht - Blk	04 4 Inches
E = Single Row	4 24 AWG	2 Red - Blk	06 6 Inches
D = Dual Row		6 Red - Wht - Blk	08 8 Inches
			10 10 Inches
			12 12 Inches
			18 18 Inches
			24 24 Inches

CALL FACTORY DIRECT FOR ADDITIONAL OPTIONS



LENS OPTIONS

LENS STYLE	COLOR
CMC 441/443 Standard	RTP - Red GTP - Green ATP - Amber BTP - Blue
CMS 442/444 Water Tight NEMA 4	YTP - Yellow CTP - Clear



**NOTES:**

Material: Lens - Polycarbonate U.L. Rating 94-V2  
 LED Connector - Polyester U.L. Rating 94-V0  
 Header Connector - Polyester U.L. Rating 94-V0  
 U.L. Manual - "Thermoplastic material used on a secondary circuit."  
 Wire: 1007/1569 - 24 AWG, stranded (105° C)  
 Mounting: Lens - panel hole size 5/16" (8.0mm)  
 Tested: UV, Solar, Shock, Vibration, Temperature -45° - 105°C. CMS 442 meets NEMA 4

U.S. & FOREIGN PAT. ISSUED & PEND.

REVISIONS			
NO	DESCRIPTION	DATE	BY
1	Add CMC 443, CMS 444	12/15/08	JG
2			
3			
4			
5			

**VCC P/N: CNX 440 CABLE ASSEMBLY**

**VCC** VISUAL COMMUNICATIONS COMPANY, INC.  
 190 Bosstick Blvd, Ste. 101 San Marcos, California 92069 U.S.A.  
 Phone (760) 560-1300 Fax (760) 560-1301 e-mail vccsales@vcclite.com

TOLERANCES	SCALE	N/A	DATE	10/13/08	DRAWING NO.	REV.
DECIMAL ±.500	DIAMETER		DRAWN BY	JDG	CNX 440 CABLE_Assy	1
ANGLE	RADII		CHK'D			