

603 series



features



- Ø5.0mm mounting
- Robust bright nickel plated brass housing
- Sealed to IP67
- Colour diffused lens with a wide viewing angle
- Suitable for high vibration applications
- Internal reverse protection diode fitted as standard in all voltage models
- Pack Quantity = 10 Pieces

specifications

Typical characteristics (Ta = 25°C)

Part Number	Colour	Voltage Vac/dc	Current DC (mA)	Luminous Intensity (mcd)	Wave Length (nm)	Operating Temp. (°C)	Storage Temp. (°C)	De-rating Graphs
603-301-04	Red	2.1 Vdc	20	900	660	-40 - +85	-40 - +85	A
603-325-04	Yellow	2.2 Vdc	20	3500	590	-40 - +100	-40 - +120	Y
603-324-04	Green	2.2 Vdc	20	36000	523	-30 - +85	-40 - +100	R
603-934-04	Blue	2.2 Vdc	20	7485	468	-30 - +85	-40 - +100	R
603-301-23	Red	24-28 Vdc	20	900	660	-40 - +85	-40 - +85	A
603-325-23	Yellow	24-28 Vdc	20	3500	590	-40 - +100	-40 - +120	Y
603-324-23	Green	24-28 Vdc	20	90	565	-40 - +85	-40 - +85	F
603-934-23	Blue	24-28 Vdc	20	7485	468	-30 - +85	-40 - +100	R
603-998-23	White	24-28 Vdc	20	12900	* See below	-30 - +85	-40 - +100	H

998	*Typical emission colour White			
x	0.287	0.283	0.330	0.330
y	0.295	0.305	0.360	0.339

^ = Voltage for 20mA product is Vf at 20mA, not Vopr

- Products must be de-rated according to the de-rating information. Each de-rating graph refers to specific LEDs. Please refer to graphs on page 3.

- Luminous intensity is measured at 20mA on a discrete LED unless otherwise stated.

- Intensities (lv) and colour shades of white (x, y co-ordinates) may vary between LEDs within a batch

to order

to order please contact us on: t: +44 (0)1229 582 430

f: +44 (0)1229 585 155 e: sales@marl.co.uk w: www.leds.co.uk

© marl international limited technical documentation has been designed by marl international limited for the intention of providing information, which must not be copied or released to a third party without prior written consent from marl international limited. the information provided does not constitute part of any order or contract and should not be regarded as a representation relating to either products or service. no responsibility can be assumed for inaccuracies or printing errors. marl international limited reserve the right to alter without notice the specification or any conditions of supply for product or service.

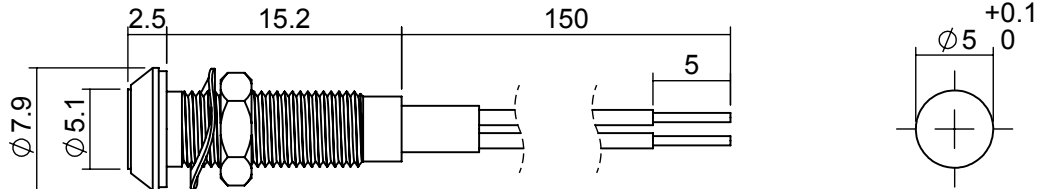


high performance panel lamps

603 series



technical data



MOUNTING HOLE

Dimensions in mm (typical)
Not to scale

Anode termination denoted by red indicator
Mounting hole to be clean and burr free

housing material

Body	Bright Nickel Plated Brass
Nut	Bright Nickel Plated Brass
Panel Seal	Viton
Fresnel Lens	Polycarbonate
Encapsulation	Epoxy
Lock Washer	Beryllium Copper
Termination Tags	-
Header	-

technical characteristics

Series	Max. Power Dissipation	Max. Reverse Voltage	Panel Cutout	Nut Mounting Torque	Min. Mounting Centres	Max. Panel Thickness
603	425	3*/75^	5.0	0.35	10.0	1.5 - 8.0
units	mW	Vdc	mm	Nm	mm	mm

* = Current Version ^ = Voltage Version

optional flying lead terminations

Order Code Suffix	Supply Voltage	Wire Colour	Wire Length	No/Diameter of Conductor	Diameter Insulation	Comments
19	DC products	Red-anode/ Black-cathode	1000mm	19/0.15mm	1.2mm	Customised lengths available

to order

to order please contact us on: t: +44 (0)1229 582 430 f: +44 (0)1229 585 155
e: sales@marl.co.uk w: www.leds.co.uk

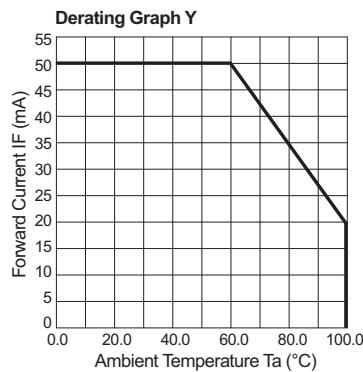
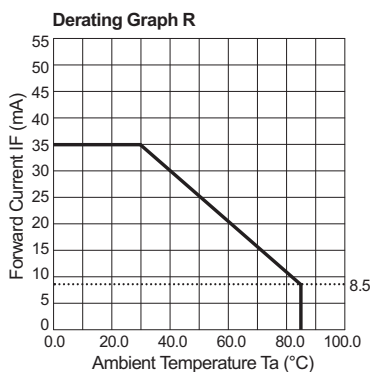
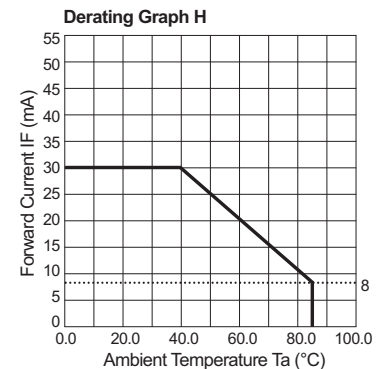
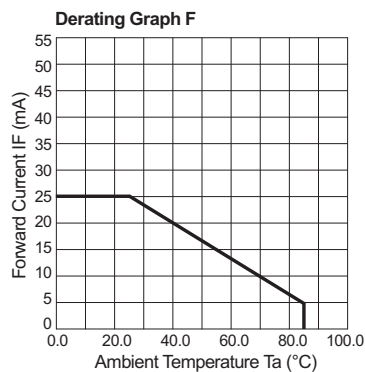
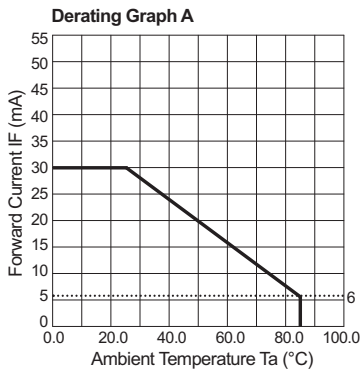
© marl international limited technical documentation has been designed by marl international limited for the intention of providing information, which must not be copied or released to a third party without prior written consent from marl international limited. the information provided does not constitute part of any order or contract and should not be regarded as a representation relating to either products or service. no responsibility can be assumed for inaccuracies or printing errors. marl international limited reserve the right to alter without notice the specification or any conditions of supply for product or service.



603 series



de-rating information



also available

Part numbers also available in the 603 series:

Part Number	Colour	Voltage Vopr
603-301-20	Red	5/6 Vdc
603-301-21	Red	12 Vdc
603-301-42	Red	15 Vdc
603-303-21	Red	12 Vdc
603-309-20	Yellow	5/6 Vdc
603-312-04	Green	20 mA dc
603-312-20	Green	5/6 Vdc
603-324-20	Green	5/6 Vdc
603-324-21	Green	12 Vdc
603-324-21-19	Green	12 Vdc
603-324-22	Green	24 Vdc
603-325-20	Yellow	5/6 Vdc
603-325-21	Yellow	12 Vdc
603-998-20	White	5/6 Vdc

The products listed here illustrate all of the options available to order. These products may have custom modifications that alter their operation beyond the generic information contained within this datasheet. Please contact sales for further information.

* = These products do not contain integral resistors

to order

to order please contact us on: t: +44 (0)1229 582 430 f: +44 (0)1229 585 155
e: sales@marl.co.uk w: www.leds.co.uk

© marl international limited technical documentation has been designed by marl international limited for the intention of providing information, which must not be copied or released to a third party without prior written consent from marl international limited. the information provided does not constitute part of any order or contract and should not be regarded as a representation relating to either products or service. no responsibility can be assumed for inaccuracies or printing errors. marl international limited reserve the right to alter without notice the specification or any conditions of supply for product or service.



603 series



design considerations

Electro-Static Discharge (ESD)

Build up of electro-static discharge occurs in many situations involving people moving and handling products. The range of possible situations is very diverse but voltage levels as high as several thousand volts can and do arise in many individual situations. When an operator charged up to these levels handles a static sensitive device, there is a very probable likelihood that the device will be irreversibly damaged. It is essential that precautions are taken at all stages during manufacture and assembly of these products. Although LEDs were never considered to be static sensitive devices, changes in manufacturing technology and materials used to produce higher intensity products over a large range of the wavelength spectrum have changed this. Marl has an approved system of ESD control from goods in, through production and into final packing and despatch. Marl recommend all users of LED based products follow the guidelines of BS 100015.

Power De-Rating

The forward voltage/ current value of an LED is dependant upon the ambient temperature of the environment in which it is operated. Therefore, care must be taken to operate the LED at the correct voltage/ current values, depending upon the ambient temperature. Consequently, a recommendation regarding operating voltages and currents is given in order to address these temperature effects. This recommendation is termed 'de-rating'. It is usual for forward voltages and currents to be specified for ambient temperature of 25°C. However, because the values of these qualities vary with temperature, please refer to the de-rating graphs for correct operation. Marl accept no liability for any product that is operated higher than the stated voltage.

to order

**to order please contact us on: t: +44 (0)1229 582 430 f: +44 (0)1229 585 155
e: sales@marl.co.uk w: www.leds.co.uk**

© marl international limited technical documentation has been designed by marl international limited for the intention of providing information, which must not be copied or released to a third party without prior written consent from marl international limited. the information provided does not constitute part of any order or contract and should not be regarded as a representation relating to either products or service. no responsibility can be assumed for inaccuracies or printing errors. marl international limited reserve the right to alter without notice the specification or any conditions of supply for product or service.

