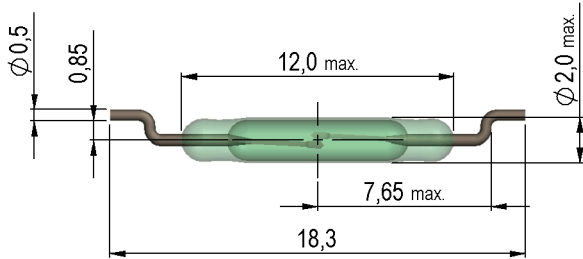
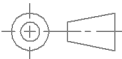
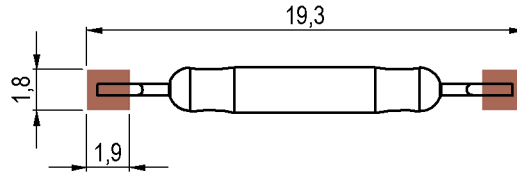


Dimensions (mm)
 Unspecified Tolerances +/- 0,25mm



Recommended Pad Layout (mm)
 Unspecified Tolerances +/- 0,25mm



tolerances according to DIN ISO 2768 m

Magnetic properties	Conditions	Min	Typ	Max	Unit
Pull-In excitation (Reference value)	Reed switch unmodified measured in coil- "define operation"	20		25	AT
Test-Coil	Reed switch unmodified		KMS-01		
Pull-In excitation (modified contact)	Reed switch modified phys. conditioned tolerance of +/- 1 AT	40		55	AT
Test-Coil	Reed switch modified		KMS-21		
Pull-In in milliTesla (modified conta	MS150 - phys. caused tolerance +/- 0,1mT	2,3		3,1	mT

Contact data 46	Conditions	Min	Typ	Max	Unit
Contact-No.			46		
Contact-form			A - NO		
Contact-material			Rhodium		
Contact rating	combination of switching voltage and current not to exceed their individual max.'s			10	W
Switching voltage	DC or Peak AC			200	V
Switching current	DC or Peak AC			0,5	A
Carry current	DC or Peak AC			1	A
Contact resistance static	Measured with 40% overdrive Start Value			150	mOhm
Contact resistance dynamic	Maximum value 1,5 ms after excitation Start Value			200	mOhm
Insulation resistance	RH <45 %, 100 V test voltage	1.000			GOhm
Breakdown voltage	according to IEC 255-5	225			VDC
Operate time incl. bounce	measured with 40% overdrive			0,7	ms
Release time	measured with no coil excitation			0,1	ms
Capacity	@ 10 kHz across open switch		0,3		pF

Modified dimensions	Conditions	Min	Typ	Max	Unit
Remarks			to dimensions see drawing		

Environmental data	Conditions	Min	Typ	Max	Unit
Shock	1/2 sine wave duration 11ms			50	g
Vibration	from 10 - 2000 Hz			20	g
Ambient temperature		-40		130	°C
Storage temperature		-55		130	°C
Soldering temperature	wave soldering max. 5 sec.			260	°C