


BPX6620

PICMG® 1.3 PCI EXPRESS® BACKPLANE

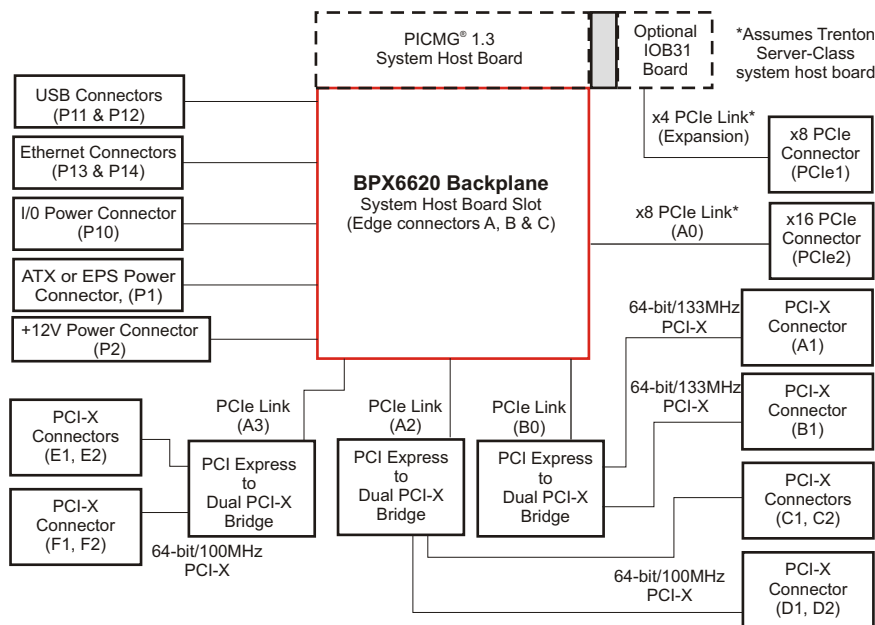


FEATURES

- 14-slot form factor supports one PICMG® 1.3 server-class system host board
- Ten PCI-X/PCI and two PCI Express® option card slots
- PCIe card slot configurations: one PCIe x16 mechanical / x8 electrical and one PCIe x8 mechanical / x4 electrical*
- Optimized for use with Trenton high-performance PICMG 1.3 system host boards
- Ideal for system applications where support for a variety of PCI, PCI-X and PCI Express cards is a key requirement
- Two 10/100/1000Base-T backplane Ethernet ports**
- Four USB 2.0 backplane I/O connections**
- ATX/EPS, terminal block and right-angle/high-current input power connector configuration options
- Five-year factory warranty
- Made in U. S. A.



BLOCK DIAGRAM:



PCI EXPRESS BACKPLANE WITH TEN PCI-X/PCI SLOTS:

The PCI Express® link design of the Trenton BPX6620 backplane supports PICMG® 1.3 server-class SHBs. Two PCI-X slots can support 64-bit/133MHz option cards and eight of the PCI-X slots offer 64-bit/100MHz card support. All of the PCI-X slots are capable of supporting universal, 64 or 32-bit PCI cards. PCI Express slot PCle2 is a x16 mechanical slot driven with a x8 electrical link directly from the SHB. The PCle1 slot is a x8 mechanical slot which requires a Trenton IOB31 installed on the SHB to deliver a x4 electrical link to the slot. The ATX/EPS, 12V AUX and terminal block power connector options simplify the system wiring.

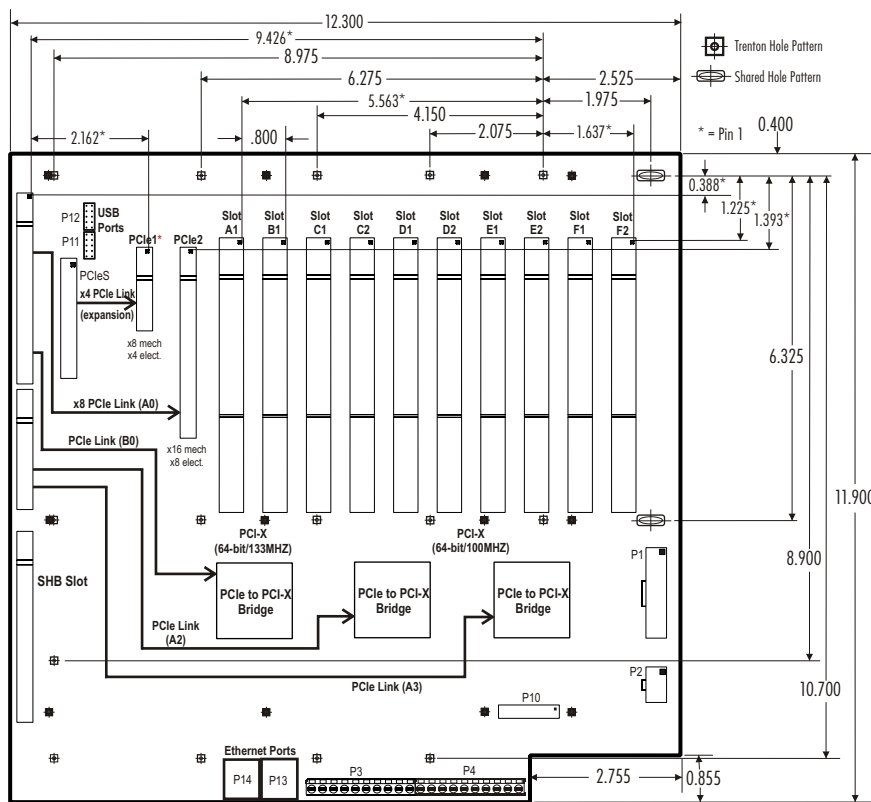
APPLICATION EXAMPLES:

System designs that support a variety of PCI-X cards with different interface speeds need the Trenton BPX6620 backplane to meet this application requirement. Systems that have to blend support for traditional PCI cards with high-end PCI Express and PCI-X cards can take advantage of the interface flexibility designed into the backplane. Military, transportation and industrial automation systems are typical applications for the BPX6620. The backplane's support for up to ten PCI-X/PCI COTS cards and two PCI Express cards enables system designs that offer robust data communications with maximum option card flexibility.

BACKPLANE MODEL: BPX6620

MODEL#	MODEL NAME	DESCRIPTION
6620-004	BPX6620-EPS	Vertical ATX/EPS and +12V AUX connectors with two high-current terminal blocks
6620-007	BPX6620-CRA	Right-angle ATX/EPS and +12V AUX connectors with two high-current terminal blocks

BPX6620 LAYOUT - TRENTON MOUNTING HOLE PATTERN DIMENSIONS:



*PCIe1 slot functionality requires an IOB31 installed on the SHB

SUGGESTED TRENTON SERVER

CLASS PICMG 1.3 SHBs:

DUAL PROCESSOR SYSTEM

HOST BOARDS

BXT7059 JXT6966 SLT

SINGLE PROCESSOR SYSTEM

HOST BOARDS

BXTS7059 JXTS6966 TSB7053¹

TQ9¹ SLI

ENVIRONMENTAL SPECS.:#

Operating Temp.: 0° C. to 60° C

Storage Temp.: -20° C. to 70° C

Humidity: 5% to 90%, non-condensing

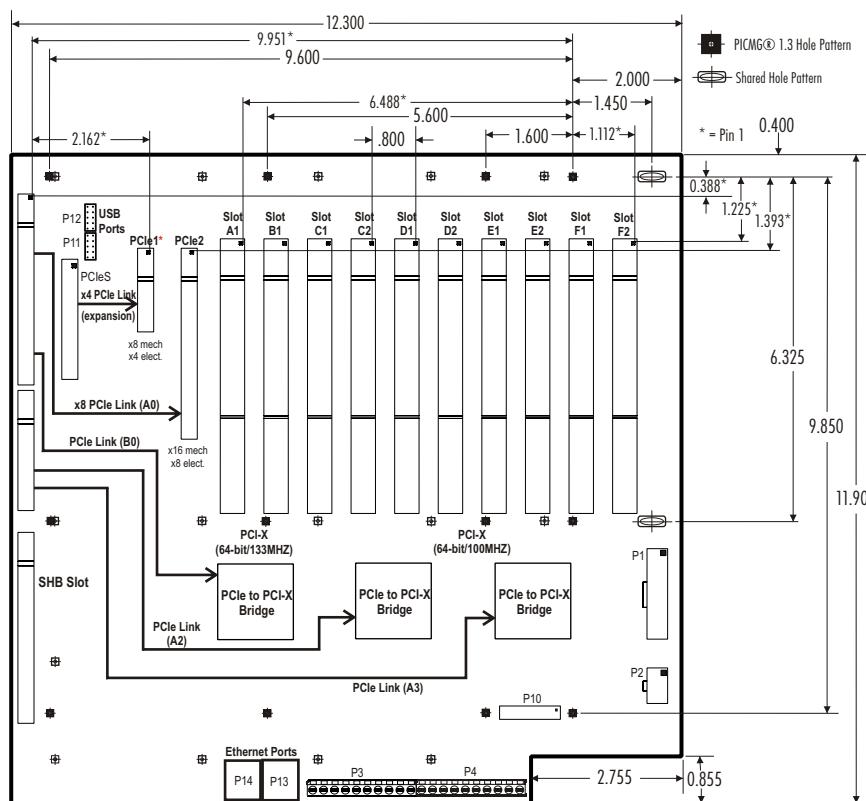
#Environmental specifications for system host boards / single board computers are usually lower than those of the backplane. Check with your SHB/SBC vendor.

The Trenton BPX6620 is a lead-free, RoHS compliant backplane.

This backplane is designed to meet worldwide EMI emissions requirements, CE conformity and immunity standards. Contact Trenton for the specific standard numbers this product.

The Trenton BPX6620 backplane is designed for UL60950 and CAN/CSA C22.2 No. 60950-00.

BPX6620 LAYOUT - PICMG 1.3 MOUNTING HOLE PATTERN DIMENSIONS:



*PCIe1 slot functionality requires an IOB31 installed on the SHB

Engineering Notes:

All power connectors are shown in the layout drawings. The connectors are populated based on model.

Mounting holes: 0.156" diameter

Nominal PCB thickness: 0.080"

All dimensions are inches.

** Optional USB and Ethernet connectivity

provided by the PICMG 1.3 System Host

Board. Not all SHBs support this capability.

¹These SHB selections have the optional edge connector D that will be exposed when using this backplane.

Product Photo Note: The photo of the 6620 backplane shown on page one is a provided for illustrative purposes only. Actual connector locations are illustrated in the backplane layout drawings and on the Trenton website.

PICMG is a registered trademark of the PCI Industrial Computer Manufacturers Group. All other product names are trademarks of their respective owners.

Copyright ©2012 by TRENTON Systems Inc. All rights reserved

