


## Data sheet

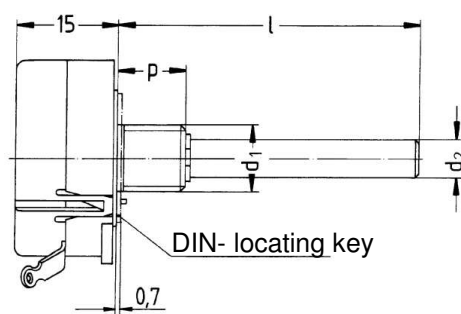
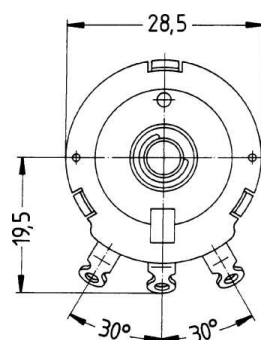
### Wirewound rotary potentiometers

Ordering code no.: 31 143 .....



**Series ABW 2**  
**Type ABW 2 / N**

Basic design: encased, nominal width 28.5 mm, solder tag terminals



#### Technical data

Rated resistance range	5 Ω – 22 kΩ	Temperature coefficient	See table
Resistance tolerance	± 10 % (< 10 Ω ± 20 %) on request ± 5 %, ± 2 %	Insulation resistance	1 GΩ
Law (resistance taper)	lin (lg on request)	Electrical travel	270° ± 5°
Independent linearity	± 2 % (on request ± 1 %)	Mechanical travel	300° ± 5°
Rated dissipation	2 W / 40 °C	Operating torque	0.7 – 2.5 Ncm
Limiting element voltage	300 V	End stop torque	100 Ncm
Isolation voltage	1 kV~	Durability	10 000 cycles
Temperature range	-40 °C to + 90 °C		

Technical details subject to change

#### Spindles

- Metal
- End of spindle according to customer specification (length, flat)

l (mm)	p (mm)	d2 (mm)	d1
standard 50	8	6	M10 x 0.75

#### Temperature coefficient and resolution

R <sub>N</sub>	10 Ω	22 Ω	47 Ω	100 Ω	220 Ω	470 Ω	1 kΩ	2.2 kΩ	4.7 kΩ	10 kΩ	22 kΩ
TC-value ppm / °C	+ 400	+ 400	+ 400	+ 400	+ 40 - 80	+ 40 - 80	+ 40 - 80	+ 40 - 80	+ 40 - 80	+ 140	+ 140
Resolution %	1	0.68	0.59	0.41	0.35	0.29	0.3	0.2	0.12	0.17	0.12

This catalogue gives no information on product availability. The information is only for product description and is not legally binding. Any technical item is subject to change.