

Support pour 8 Relais SP/ST

Socket for 8 SP/ST relay

ESD08000

Implantation overview

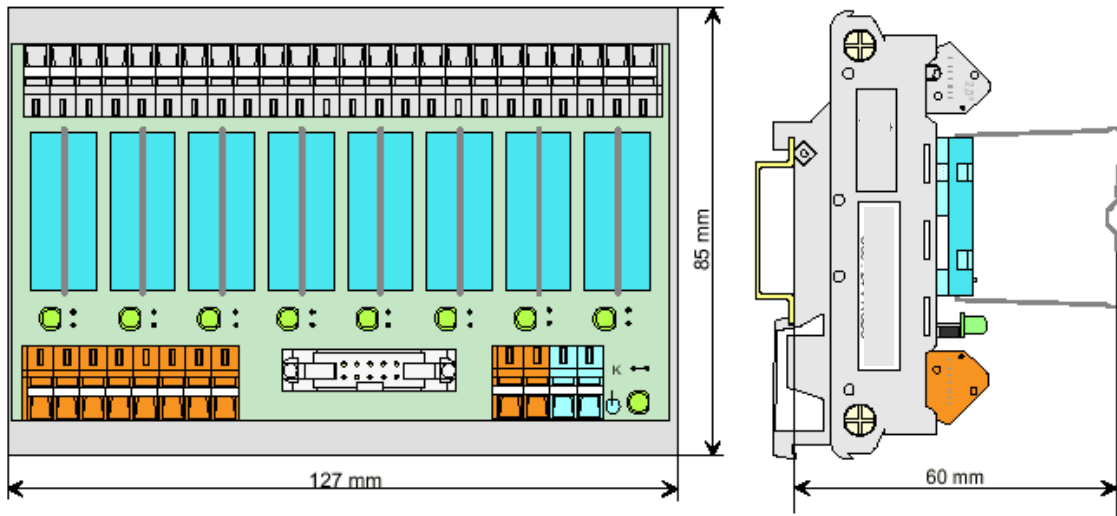
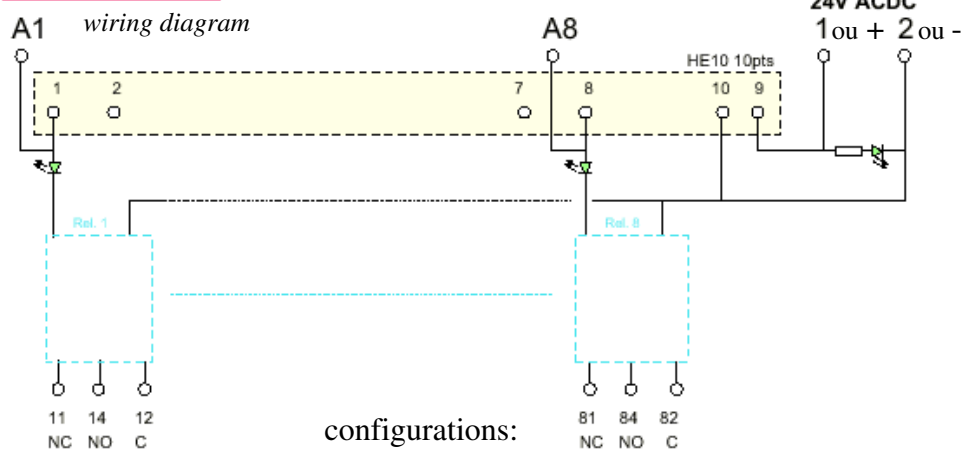


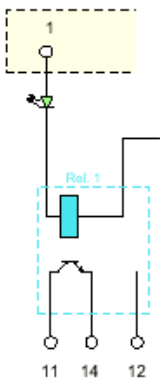
Schéma de principe du module seul



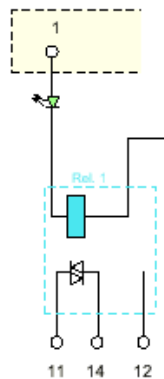
configurations:

Control:
Power:

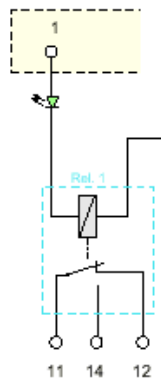
Solid state SPD
Statique SPD
Cde : 24V ACDC
Sortie : 24V DC



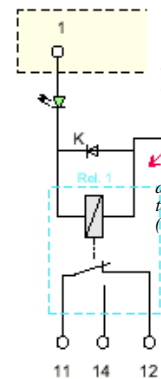
Solid state SPA
Statique SPA
Cde : 24V ACDC
Sortie : 230V AC



Electromecanical
Electromécanique
Cde : 24V DC
Sortie : 0-230 V ACDC

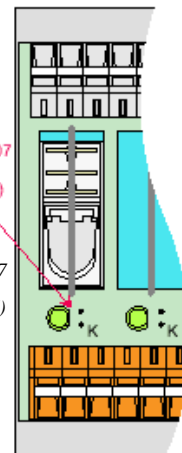


Electromecanical
Electromécanique
Cde : 24V DC
Sortie : 0-230 V ACDC



diode 1N4007
à souder
(non-fournie)

diode 1N4007
to be welded
(not supplied)



ISO 9001
N° 1993/1106a

Proud to serve you

All technical characteristics are subject to change without previous notice.
Caractéristiques sujettes à modifications sans préavis.

celduc®

r e l a i s

— www.celduc.com —