


Frequency Range:

10.0MHz to 100.0MHz

Features:

- Fast warm-up and accurate stability
- Guarantee long term stability (ageing)
- SC (stress-compensated) cut crystal unit
- Low phase noise and low jitter optimised design



■ Standard Specifications

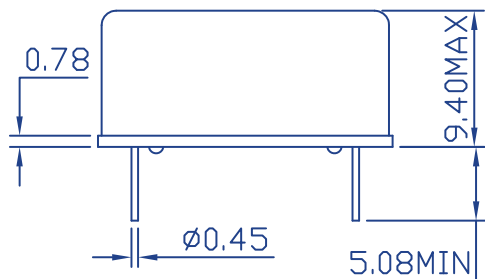
Item	Min	Max
Frequency Range	10.0MHz	100.0MHz
Frequency Stability	±100ppb / ±200ppb / ±300ppb	
Frequency/temp. Characteristics	±3ppb vs 5% change of supply voltage	
Operating Temperature Range	-10°C to +60 °C / -20°C to +70 °C / -40°C to +85 °C	
Storage Temperature Range	-55°C to +85 °C	
Supply Voltage	3.3V / 5.0V	
Warm Up Power Consumption	≤3W for 5 mins	
Steady State Power Consumption	≤3W @ 25 °C (calm air)	
Warm Up Time @25 °C	Within normal parameters after 10 minutes (Typical)	
Output Compatibility & Load	ACMOS / Sine, 0dBm min into 50Ω	
Ageing	±2ppb max per day after 30 days (10MHz typical) @ 25 °C	
Phase Noise @ 10MHz (Typical)	-95dBc/Hz @ 10Hz	
	-125dBc/Hz @ 100Hz	
	-140dBc/Hz @ 1KHz	
	-150dBc/Hz @ 10KHz	
	-155dBc/Hz @ 100KHz	

Note:


1. Manufacturer reserves the right to change the specification and content of this product for improvement without notification.
2. Custom specification is welcome. Please contact our sales representative for further details.
3. If the crystal is intended for applications which have direct impact on human life and properties, and require a high degree of reliability and safety concerns, customers must provide full information such as but not limit to the application, electrical and reliability specification at the inquiry beginning stage.
4. Customers have to agree to the "Guideline for handling crystal units" and "Standard Terms and Condition of Sales" which is printed this catalog before placing orders to our company or our distributors. There are also unpredictable factors such as applied condition, oscillation margin and etc and customers must check them beforehand. In case of queries, please do not fail to send inquiry to our company before ordering.



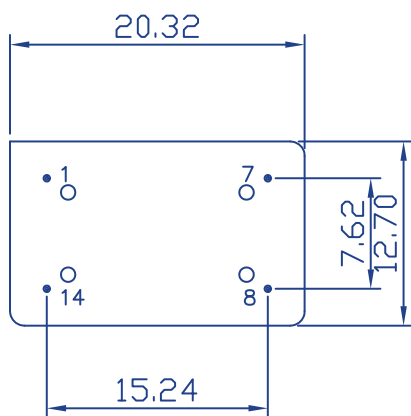
■ Dimensions (mm)



FRONT VIEW



SIDE VIEW



BOTTOM VIEW

Pin	Connection
1	VOLTAGE CONTROL
7	GND
8	Output
14	+VS

MARKING INFORMATION

