



5032 Crystal Clock Oscillator

■ Holder Type: C2 (5.0×3.2)

Frequency Range:

1.50MHz to 110.00MHz

Features:

- High Reliability & Low Cost Unit
- Tight Stability & Extended Temperature Available
- Lead-free Type
- For automotive applications, please contact our sales representative



Actual Size



■ Standard Specifications

Item	Value	
Frequency Range	1.50 to 110.0MHz	
Frequency Tolerance @ 25 °C	±25ppm, ±50ppm, ±100ppm (tighter tolerance also available)	
Operating Temperature Range	0 °C to +70 °C / -40 °C to +85 °C (other operating range also available)	
Operable Temperature Range	-55 °C to +125 °C	
Operating Voltage	3.0V±10% / 3.3V±10% / 5V±10%	
Output Type	HCMOS	TTL
Output Load	15pF/30pF/50pF	10TTL
Output Symmetry	40~60% at 50% V _{DD} 45~55% optional	40~60% at 1.4V V _{DD} 45~55% optional
“High” Output Voltage	90% V _{DD} Min	2.4V Min
“Low” Output Voltage	10% V _{DD} Max	0.4V Max
Current Consumption	50mA Max @ 1.5 to 60.0MHz	
	70mA Max @ 60.0 to 110.0 MHz	
Rise and Fall Time	18ns Max @ 1.5 to 110.0 MHz	
Tri-State	Yes	
Aging	Max 5ppm / year	

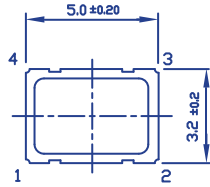
* For special requirements not included in our standard datasheet, please contact sales representative.

Note:

1. Manufacturer reserves the right to change the specification and content of this product for improvement without notification.
2. Custom specification is welcome. Please contact our sales representative for further details.
3. If the crystal is intended for applications which have direct impact on human life and properties, and require a high degree of reliability and safety concerns, customers must provide full information such as but not limit to the application, electrical and reliability specification at the inquiry beginning stage.



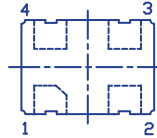
■ Dimensions (mm) and Solder Pad Layout (mm)



TOP VIEW

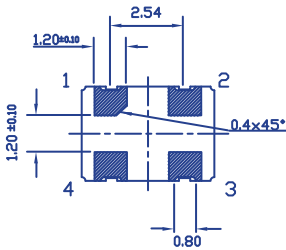


FRONT VIEW



- 1--INH
- 2--GND
- 3--OUTPUT
- 4--VDD

INH	"H" Dr Open	"L" (Standby)
OUTPUT	Enable	High Impedance

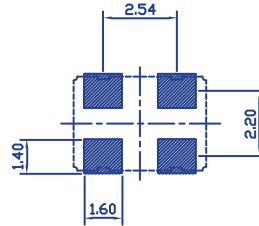


BOTTOM VIEW

MARKING INFORMATION

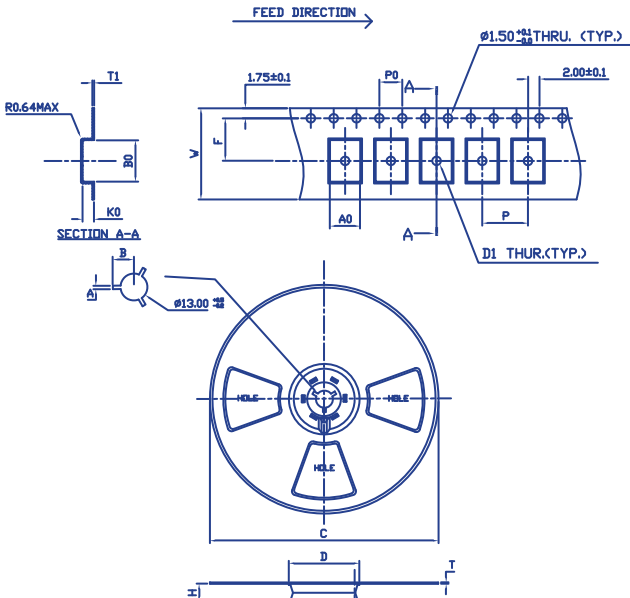


XXXXXX = CRYSTAL FREQUENCY
 BBB - 2~3 DIGITS BATCH CODE



RECOMMENDED LAND PATTERN

■ Tape & Reel (mm)



		5x3.2 OSC.	
T A P E	PART NO.	49065007	
	W	16.00±0.3	
	P	8.00±0.1	
	A0	3.70±0.1	
	B0	5.30±0.1	
	K0	1.00±0.1	
	P0	4.00±0.1	
	F	5.50±0.1	
	D1	1.50±0.05	
	T1	0.30±0.05	
R E E L	C	Ø178.0±1	Ø330±1
	A	2.0±0.5	2.3±0.3
	B	10.0±0.5	10.75±0.2
	D	50.0±0.5	100.0±1
	H	16.5±0.5	16.5±0.5
	T	1.50±0.2	2.3±0.3