

Frequency Range:

4.0MHz to 80.0MHz

Features:

- Fast warm-up and accurate stability
- Guarantee long term stability (ageing)
- SC (stress-compensated) cut crystal unit
- Low phase noise and low jitter optimised design
- Optional oven alarm



■ Standard Specifications

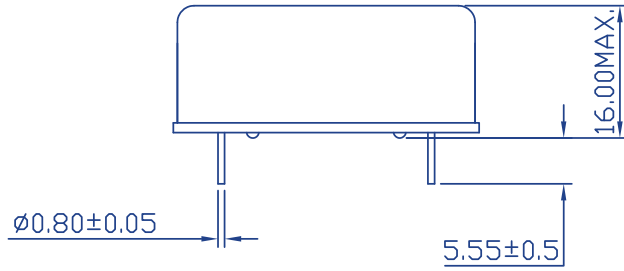
Item	Min	Max
Frequency Range	4.0MHz	80.0MHz
Frequency Stability	±10ppb @-20°C to +70 °C / ±20ppb @-40°C to +75 °C	
Frequency Tuning Range	±1000ppb to ±2000ppb	
Operating Temperature Range	-20°C to +70 °C / -40°C to +75 °C	
Storage Temperature Range	-55°C to +105 °C	
Supply Voltage	3.3V / 5.0V / 12.0V	
Warm Up Power Consumption	800mA max @3.3V / 600mA max @5.0V / 400mA max @12.0V	
Steady State Power Consumption	400mA max @3.3V / 300mA max @5.0V / 200mA max @12.0V (25 °C, calm air)	
Warm Up Time @25 °C	Within normal parameters after 10 minutes (Typical)	
Output Compatibility & Load	HCMOS or Sinewave	
Ageing	±50ppb max first year, ±300ppb max after 10 years (10MHz typical @ 25 °C)	
Phase Noise @ 10MHz (Typical)	-95dBc/Hz @ 1Hz	
	-120dBc/Hz @ 10Hz	
	-140dBc/Hz @ 100Hz	
	-145dBc/Hz @ 1KHz	
	-150dBc/Hz @ 10KHz	
Developed Frequencies	-150dBc/Hz @ 100KHz	
	10.0, 12.8, 13.0, 16.384, 20, 32.768, 38.4, 38.88MHz	
Oven Alarm	Shows if device is in warm-up or heated mode eg. Logic '0'=warm-up, Logic '1'=heated and ready	

Note:

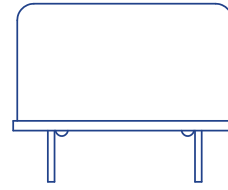
1. Manufacturer reserves the right to change the specification and content of this product for improvement without notification.
2. Custom specification is welcome. Please contact our sales representative for further details.
3. If the crystal is intended for applications which have direct impact on human life and properties, and require a high degree of reliability and safety concerns, customers must provide full information such as but not limit to the application, electrical and reliability specification at the inquiry beginning stage.
4. Customers have to agree to the "Guideline for handling crystal units" and "Standard Terms and Condition of Sales" which is printed this catalog before placing orders to our company or our distributors. There are also unpredictable factors such as applied condition, oscillation margin and etc and customers must check them beforehand. In case of queries, please do not fail to send inquiry to our company before ordering.



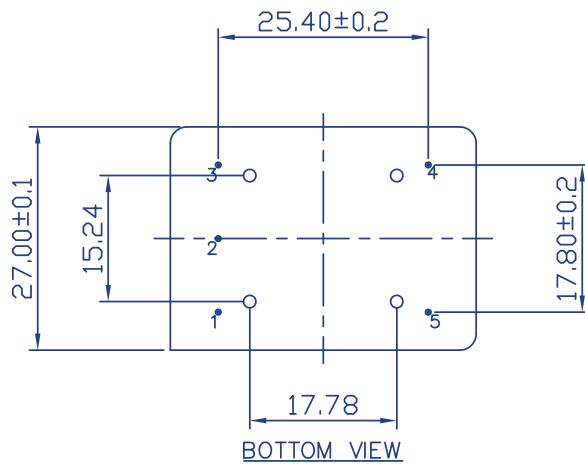
■ Dimensions (mm)



FRONT VIEW



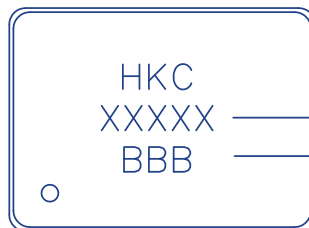
SIDE VIEW



BOTTOM VIEW

Pin	Connection
1	Voltage Control
2	Vref
3	+VS
4	RF
5	GND

MARKING INFORMATION



— FREQUENCY

— 2-3 DIGITS BATCH CODE