



Clock Oscillator Full Size

■ Holder Type: CF

Frequency Range:

1.00MHz to 125.00MHz

Features:

- High Reliability & Low Cost Unit
- Tight Stability & Extended Temperature Available
- Lead-free Type
- Bent Lead SMD Type available
- For automotive applications, please contact our sales representative



Actual Size



CLOCK OSCILLATORS

■ Standard Specifications

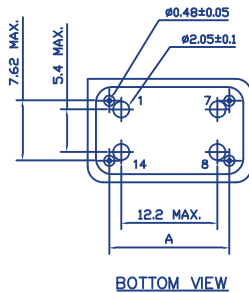
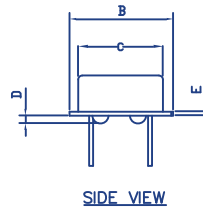
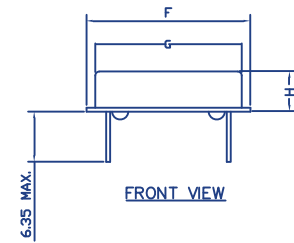
Item	Value	
Frequency Range	1.00 to 125.00MHz	
Frequency Tolerance @ 25 °C	±25ppm, ±50ppm, ±100ppm (tighter tolerance also available)	
Operating Temperature Range	-10 °C to +70 °C / -40 °C to +85 °C (other operating range also available)	
Operable Temperature Range	-55 °C to +125 °C	
Output Type	HCMOS / TTL	
Output Load	15pF / 30pF / 50pF	10TTL
Operating Voltage	3.3V±10% / 5V±10%	
Output Symmetry	HCMOS:40~60% (at 50% V _{DD}) 45~55% is available	TTL: 40~60% (at 1.4V V _{DD}) 45~55% is available
“High” Output Voltage	HCMOS: 90% V _{DD} Min	TTL: 2.4V Min
“Low” Output Voltage	HCMOS: 10% V _{DD} Max	TTL: 0.4V Max
Current Consumption	1.000 to 20.000MHz	10mA Max
	20.001 to 35.000MHz	20mA Max
	35.001 to 50.000MHz	30mA Max
	50.001 to 100.000MHz	40mA Max
	100.001 to 125.000MHz	50mA Max
Rise and Fall Time	1.000 to 50.000MHz	10ns Max
	50.001 to 125.000MHz	6ns Max
Aging	Max 5ppm / year	

Note:

1. Manufacturer reserves the right to change the specification and content of this product for improvement without notification.
2. Custom specification is welcome. Please contact our sales representative for further details.
3. If the crystal is intended for applications which have direct impact on human life and properties, and require a high degree of reliability and safety concerns, customers must provide full information such as but not limit to the application, electrical and reliability specification at the inquiry beginning stage.



■ Dimensions (mm)



Pin	Connection
1	N/C or $\overline{\text{EN/DIS}}$ 3-state
7	GND
8	Output
14	Vcc

FS OSC	
ITEM	DIMENSION
A	15.24 ± 0.13
B	13.21 MAX
C	11.0 MAX
D	0.90 MAX
E	0.7 MAX
F	20.8 MAX
G	18.5 MAX
H	5.1 MAX

MARKING INFORMATION



OSCILLATOR FREQUENCY

BBB-2~3 DIGITS BATCH CODE

CLOCK
OSCILLATORS