

Frequency Range:

4.0MHz to 20.0MHz

Features:

- Fast warm-up and accurate stability
- Guarantee long term stability (ageing)
- SC (stress-compensated) cut crystal unit
- Low phase noise and low jitter optimised design
- Optional reference voltage



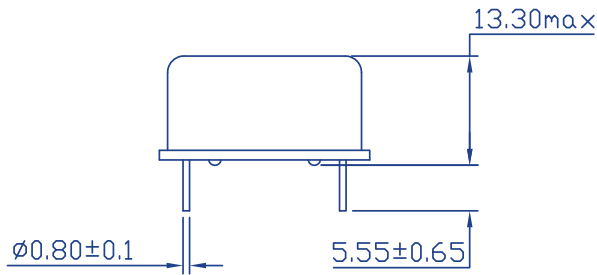
■ Standard Specifications

Item	Min	Max
Frequency Range	4.0MHz	20.0MHz
Frequency Stability	±5ppb @-0°C to +70 °C / ±10ppb @-40°C to +70 °C	
Frequency Tuning Range	±500ppb to ±1500ppb	
Operating Temperature Range	0°C to +70 °C / -40°C to +70 °C	
Storage Temperature Range	-55°C to +105 °C	
Supply Voltage	3.3V / 5.0V	
Warm Up Power Consumption	800mA max @3.3V / 500mA max @5.0V	
Steady State Power Consumption	300mA max @3.3V / 200mA max @5.0V (25 °C, calm air)	
Warm Up Time @25 °C	Within normal parameters after 10 minutes (Typical)	
Output Compatibility & Load	HCMOS or Sinewave	
Ageing	±50ppb max first year, ±300ppb max after 10 years (10MHz typical @ 25 °C)	
Phase Noise @ 10MHz (Typical)	-90dBc/Hz @ 1Hz	
	-120dBc/Hz @ 10Hz	
	-140dBc/Hz @ 100Hz	
	-145dBc/Hz @ 1KHz	
	-150dBc/Hz @ 10KHz	
Developed Frequencies	10.0, 13.0, 16.384MHz	
	10.0, 13.0, 16.384MHz	
Ref. Voltage Output	Customer specified value	


Note:

1. Manufacturer reserves the right to change the specification and content of this product for improvement without notification.
2. Custom specification is welcome. Please contact our sales representative for further details.
3. If the crystal is intended for applications which have direct impact on human life and properties, and require a high degree of reliability and safety concerns, customers must provide full information such as but not limit to the application, electrical and reliability specification at the inquiry beginning stage.
4. Customers have to agree to the "Guideline for handling crystal units" and "Standard Terms and Condition of Sales" which is printed this catalog before placing orders to our company or our distributors. There are also unpredictable factors such as applied condition, oscillation margin and etc and customers must check them beforehand. In case of queries, please do not fail to send inquiry to our company before ordering.

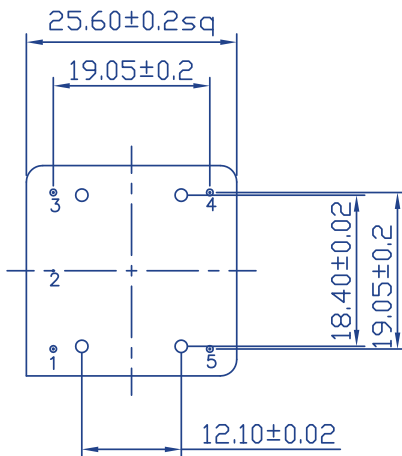
■ Dimensions (mm)



FRONT VIEW



SIDE VIEW



BOTTOM VIEW

Pin	Connection
1	Output
2	GND
3	Voltage Control
4	Ref.Voltage Output or N/C
5	+VS

MARKING INFORMATION

