


Ultra High Precision Bulk Metal® Z-Foil Extended Value Range Resistor, with TCR of 0.2 ppm/°C, PCR of 5 ppm Rated Power, Tolerance to 0.005 %, and Power Rated at 0.6 W



Any value available within resistance range

The Z-foil technology provides a significant reduction of the resistive component's sensitivity to ambient temperature variations (TCR) and applied power changes (PCR).

Designers can now guarantee a high degree of stability and accuracy in fixed-resistor applications using solutions based on Vishay's revolutionary Z-foil technology.

The E102Z (0.150" lead spacing) and E102JZ (0.200" lead spacing) extends the range of the ultra high precision Z201 and Z201L.

Our application engineering department is available to advise and to make recommendations. For non-standard technical requirements and special applications, please contact us.

FEATURES

- Temperature coefficient of resistance (TCR):
- 55 °C to + 125 °C, + 25 °C ref.
0.2 ppm/°C typical
- Rated power: to 0.3 W at + 125 °C, 0.6 W at + 70 °C
- Tolerance: ± 0.005 %
- Load life stability: to ± 0.005 % at 70 °C, 2000 h at rated power
- Resistance range: 100 kΩ to 250 kΩ (higher and lower values of resistance are available)
- Electrostatic discharge (ESD) above 25 000 V
- Non inductive, non capacitive design
- Rise time: 1 ns without ringing
- Current noise: < - 40 dB
- Thermal EMF: 0.05 μV/°C typical
- Voltage coefficient < 0.1 ppm/V
- Low inductance: < 0.08 μH typical
- Non hot spot design
- Terminal finishes available: lead (Pb)-free tin/lead alloy
- Matched sets are available on request (TCR tracking: to 0.5 ppm/°C)

FIGURE 1 - TYPICAL TCR CURVE Z-FOIL

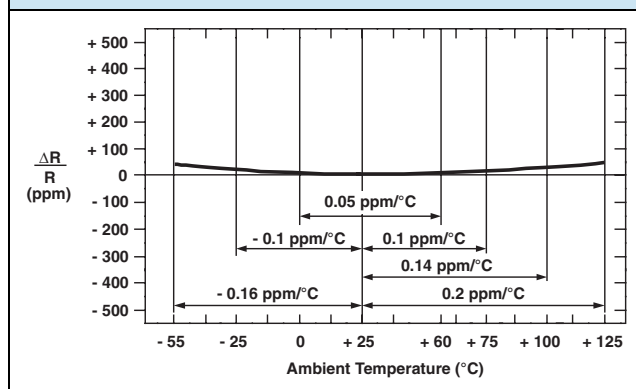


FIGURE 2 - POWER DERATING CURVE

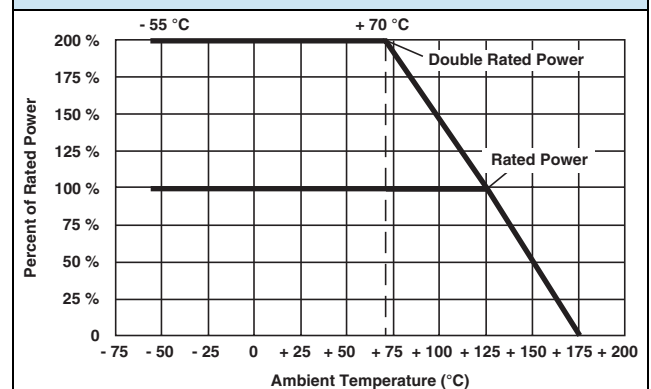


TABLE 1 - E102Z SPECIFICATIONS

| | |
|---|--|
| Temperature Coefficient of Resistance (TCR) - 55 °C to + 125 °C, + 25 °C ref. | 0.2 ppm/°C typical, 0.8 ppm/°C maximum |
| Stability Load life at 2000 h Load life at 10 000 h | ± 0.005 % maximum ΔR at 0.1 W/+ 70 °C ± 0.015 % maximum ΔR at 0.3 W/+ 125 °C ± 0.01 % maximum ΔR at 0.05 W/+ 125 °C ± 0.05 % maximum ΔR at 0.3 W/+ 125 °C |
| Current Noise | < - 40 dB |
| High Frequency Operation Rise time Inductance (L) Capacitance (C) | 1.0 ns 0.1 μH maximum; 0.08 μH typical 1.0 pF maximum; 0.5 pF typical |
| Voltage Coefficient | < 0.1 ppm/V |
| Thermal EMF | 0.1 μV/°C maximum; 0.05 μV/°C typical |

FIGURE 3 - TRIMMING TO VALUES
(Conceptual Illustration)

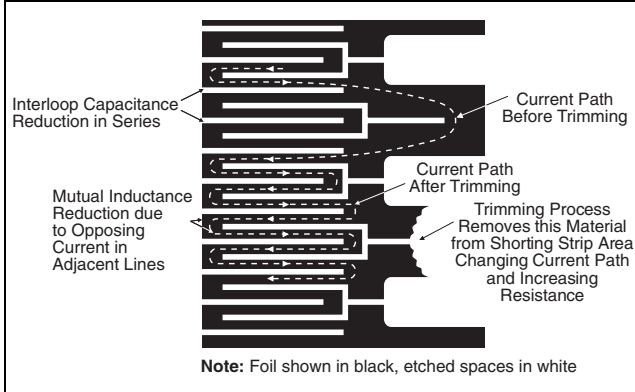


FIGURE 4 - STANDARD IMPRINTING AND DIMENSIONS

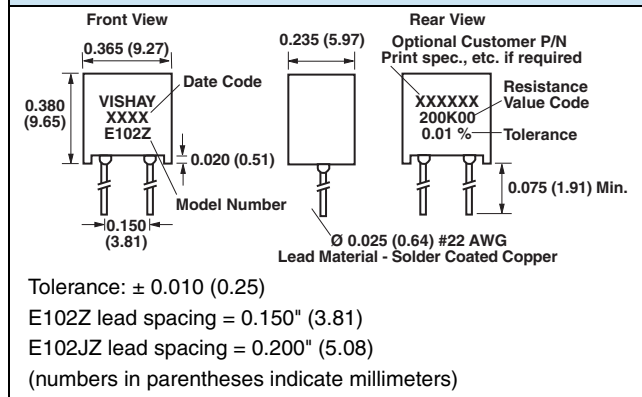
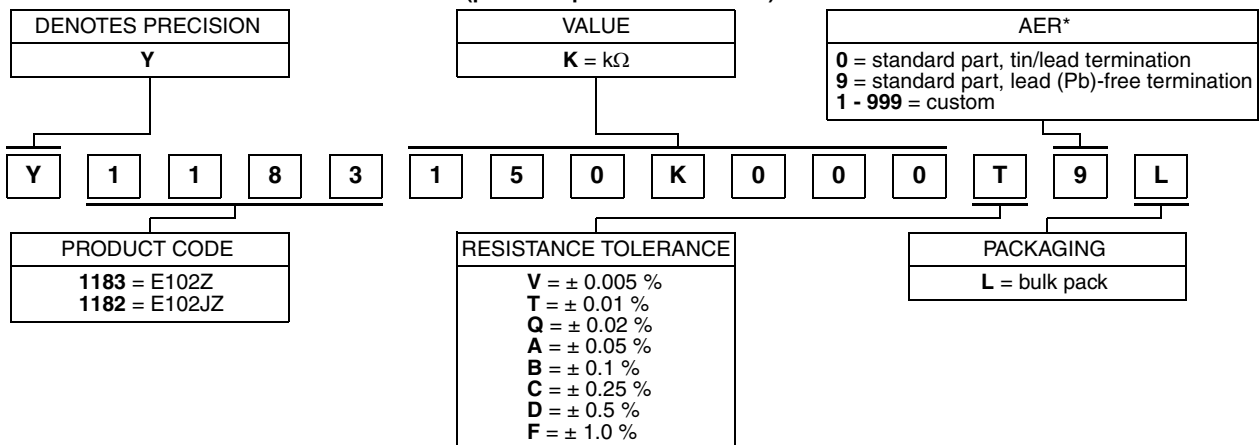


TABLE 2 - GLOBAL PART NUMBER INFORMATION

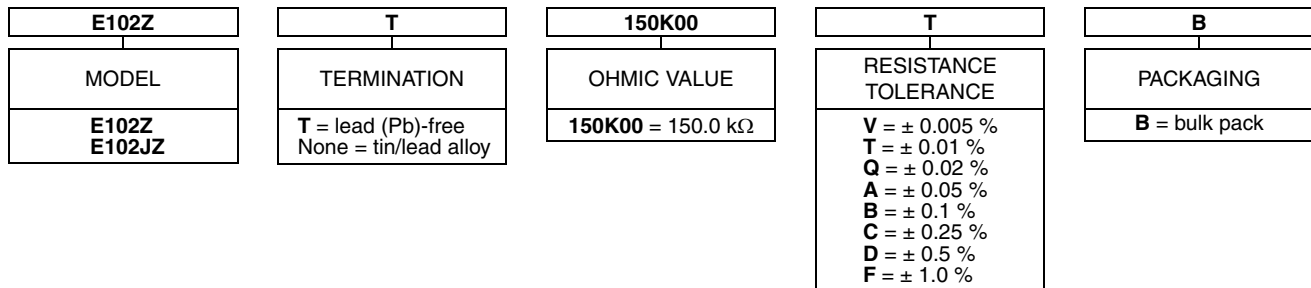
NEW GLOBAL PART NUMBER: Y1183150K00T9L (preferred part number format)



FOR EXAMPLE: ABOVE GLOBAL ORDER Y1183 150K000 T 9 L:

TYPE: E102Z
VALUE: 150.0 kΩ
ABSOLUTE TOLERANCE: ± 0.01 %
TERMINATION: lead (Pb)-free
PACKAGING: bulk pack

HISTORICAL PART NUMBER: E102Z T 150K00 T B (will continue to be used)



Note

* Application engineering release: for non-standard requests, please contact application engineering.

Disclaimer

ALL PRODUCTS, PRODUCT SPECIFICATIONS AND DATA ARE SUBJECT TO CHANGE WITHOUT NOTICE.

Vishay Precision Group, Inc., its affiliates, agents, and employees, and all persons acting on its or their behalf (collectively, "Vishay Precision Group"), disclaim any and all liability for any errors, inaccuracies or incompleteness contained herein or in any other disclosure relating to any product.

The product specifications do not expand or otherwise modify Vishay Precision Group's terms and conditions of purchase, including but not limited to, the warranty expressed therein.

Vishay Precision Group makes no warranty, representation or guarantee other than as set forth in the terms and conditions of purchase. **To the maximum extent permitted by applicable law, Vishay Precision Group disclaims (i) any and all liability arising out of the application or use of any product, (ii) any and all liability, including without limitation special, consequential or incidental damages, and (iii) any and all implied warranties, including warranties of fitness for particular purpose, non-infringement and merchantability.**

Information provided in datasheets and/or specifications may vary from actual results in different applications and performance may vary over time. Statements regarding the suitability of products for certain types of applications are based on Vishay Precision Group's knowledge of typical requirements that are often placed on Vishay Precision Group products. It is the customer's responsibility to validate that a particular product with the properties described in the product specification is suitable for use in a particular application.

No license, express, implied, or otherwise, to any intellectual property rights is granted by this document, or by any conduct of Vishay Precision Group.

The products shown herein are not designed for use in life-saving or life-sustaining applications unless otherwise expressly indicated. Customers using or selling Vishay Precision Group products not expressly indicated for use in such applications do so entirely at their own risk and agree to fully indemnify Vishay Precision Group for any damages arising or resulting from such use or sale. Please contact authorized Vishay Precision Group personnel to obtain written terms and conditions regarding products designed for such applications.

Product names and markings noted herein may be trademarks of their respective owners.