

Wide Band RF Amplifier

- * Operating Frequency : 20-6000 MHz
- * Saturated Power : +33 dBm, 35 typ
- * Noise Figure : 3.0 dB typ
- * Gain : 16 dB



Description: Ultra wideband operation, Fiber Drivers, Test Instrumentation, All Purpose Driver

ELECTRICAL SPECIFICATION @ VDD= +28/-5VDC; Temp. = 25°C, 50Ω System

Parameter	Symbol	Min	Typ	Max	Unit
Operating Frequency	BW	20		6000	MHz
Gain	G	14	16	19	dB
Gain Flatness	Δ G		±1.8	±2.5	dB
Power Added Efficiency	PAE		30		%
Power Output	Psat	33	35		dBm
Output 3rd Order Intercept Point	OIP3	30	32		dBm
2nd Harmonic @ +30dBm	HIP2	-15	-25		dBc
Return Loss in/out	S11/S22	5	10		dB
Operating Voltage	Vdc		-5,+28		Volt
Operating Current	Idq		100	400	mA

MECHANICAL SPECIFICATION

Parameter	Description	Limits	Units
Dimension	2.0 x 1.0 x 0.5		
RF Connectors IN/OUT	SMA-F Field Replaceable		
DC Connector	Filtered DC		

PROTECTIONS

	Max	
RF Input Power	26	dBm
Reverse Polarity Protection		
Load VSWR	5:01	RATIO
Stability	Unconditional	

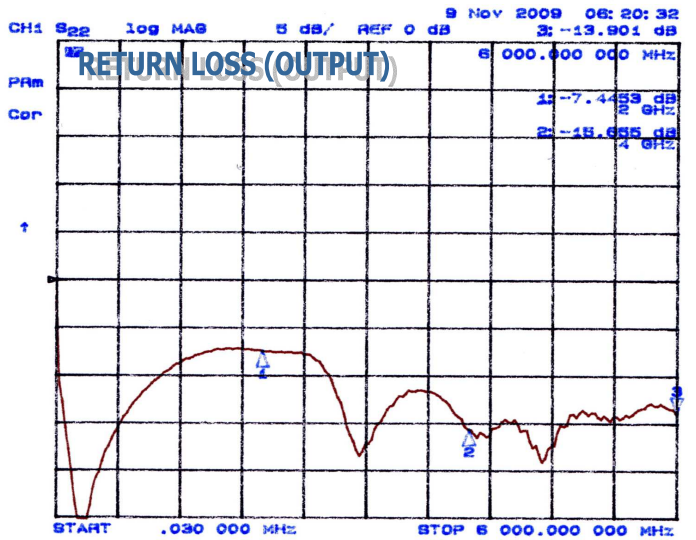
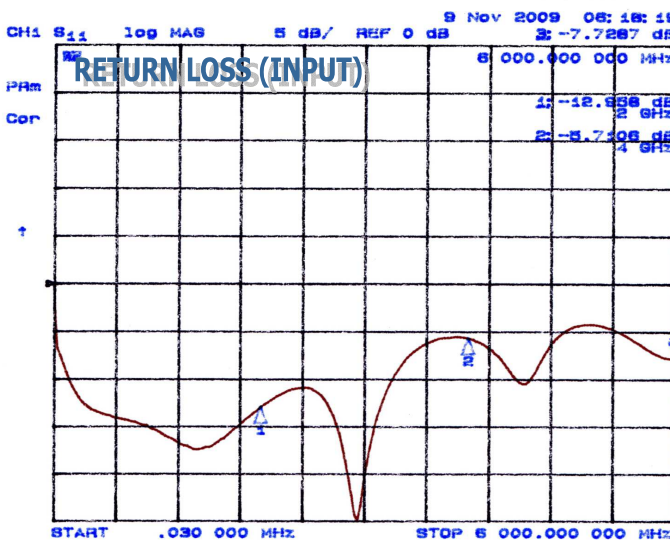
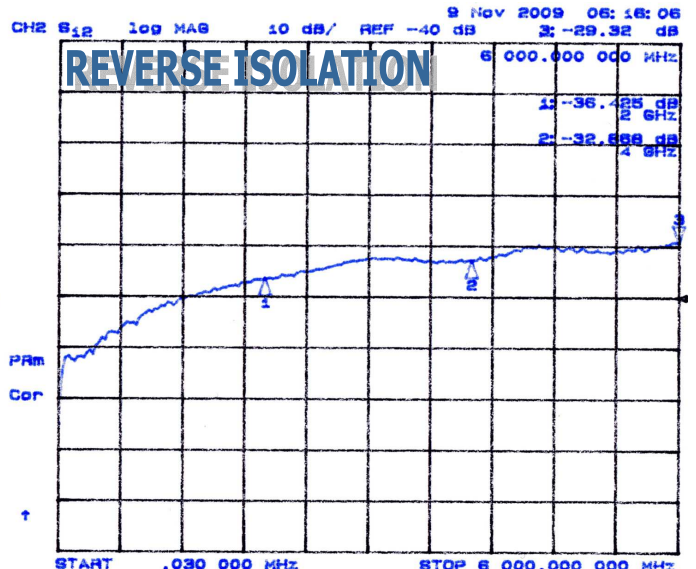
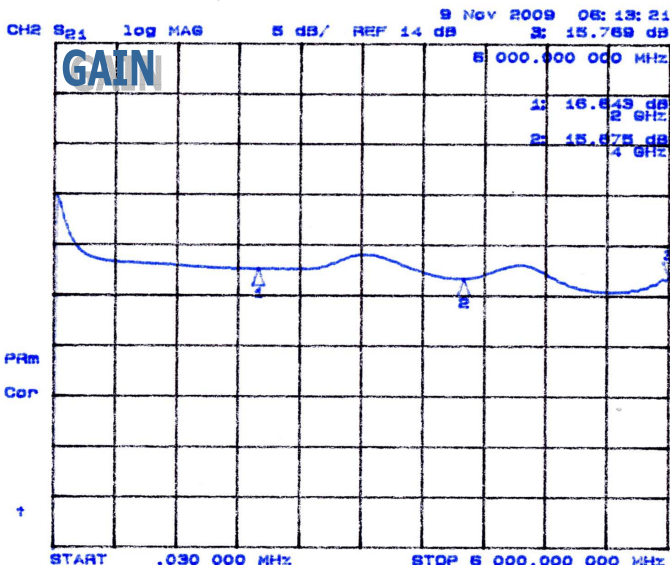
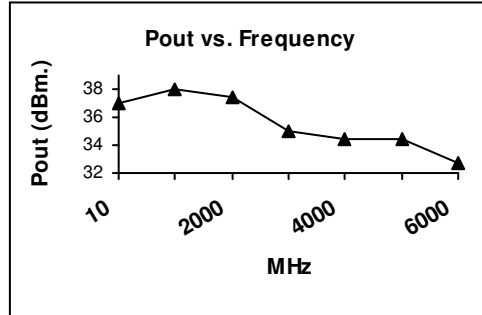
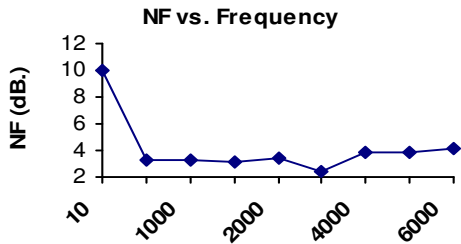
ENVIROMENTAL CHARACTERISTICS

Parameter	Symbol	Min.	Typ.	Max	Units
Operating Case Temperature	Tc	0		75	°C
Storage Temperature	Tstg	-55		150°C	°C

3009 Old State Rd. Telford, PA 18969

Web: www.amplifiersolutions.com
 Email: sales@amplifiersolutions.com

Tel: 215-799-2561
 Fax: 215-799-2563



3009 Old State Rd. Telford, PA 18969

Web: www.amplifiersolutions.com
 Email: sales@amplifiersolutions.com

Tel: 215-799-2561
 Fax: 215-799-2563

Outline Drawing

