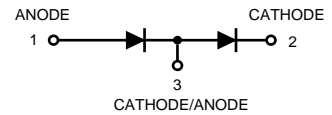



Switching Diode

Lead free product

DAN217G



MAXIMUM RATINGS (At TA = 25°C unless otherwise noted)

RATINGS	Symbol	DAN217G	UNITS
Maximum Recurrent Peak Reverse Voltage	VRRM	80	Volts
Maximum RMS Voltage	VRMS	56	Volts
Maximum DC Blocking Voltage	VDC	80	Volts
Maximum Average Forward Rectified Current	IO	0.1	Amps
Peak Forward Surge Current at 1Sec.	IFSM	4.0	Amps
Typical Junction Capacitance between Terminal (Note 1)	CJ	2.0	pF
Maximum Operating Temperature Range	TJ	+150	°C
Storage Temperature Range	TSTG	-55 to +150	°C

ELECTRICAL CHARACTERISTICS (At TA = 25°C unless otherwise noted)

CHARACTERISTICS	Symbol	DAN217	UNITS
Maximum Instantaneous Forward Voltage at IF= 100mA	VF	1.20	Volts
Maximum Average Reverse Current at VR= 80V	IR	0.1	uAmps

NOTES :1. Measured at 1.0 MHZ and applied reverse voltage of 6.0 volts.

2. ESD sensitive product handling required.

FIG. 1 FORWARD CHARACTERISTICS

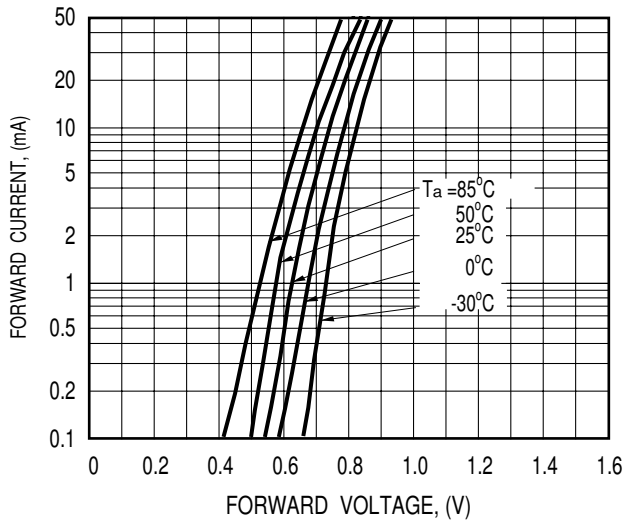


FIG. 2 REVERSE CHARACTERISTICS

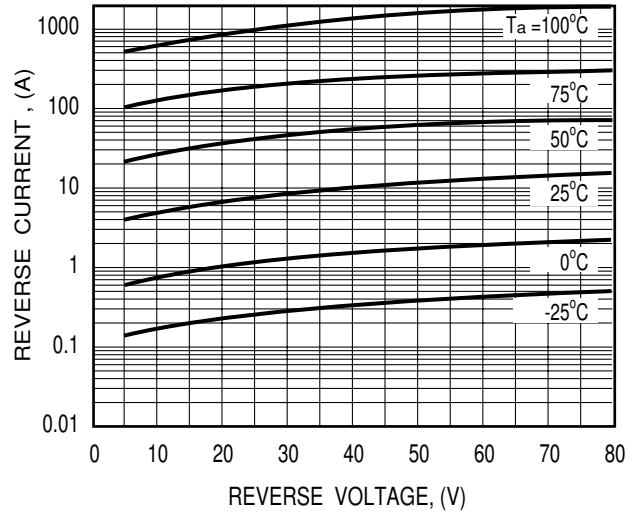


FIG. 3 TYPIC JUNCTION CAPACITANCE

