

**MSCD104RH**

● **FEATURES**

- \* Halogen-free type
- \* Compliance to RoHs product
- \* Lead less chip form, no lead damage
- \* Low power loss, High efficiency
- \* High current capability, low VF
- \* Plastic package has Underwriters Laboratory Flammability Classification 94V-0

● **APPLICATION**

- \* Switching mode power supply applications
- \* Portable equipment battery applications
- \* High frequency rectification
- \* DC / DC Converter
- \* Telecommunication

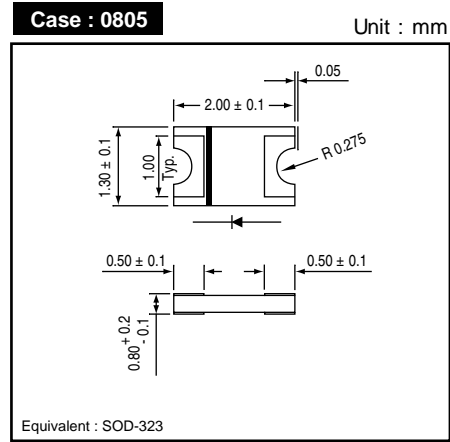
● **MECHANICAL DATA**

**Case** : Packed with FRP substrate and epoxy underfilled  
**Terminals** : Pure Tin plated (Lead-Free), solderable per MIL-STD-750, Method 2026.  
**Polarity** : Laser Cathode band marking  
**Weight** : 0.005 gram

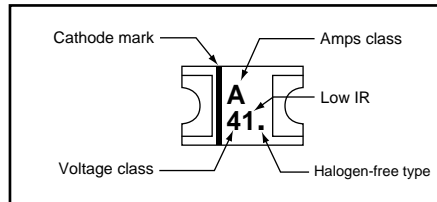
● **PACKING**

- \* 3,000 pieces per 7" (178mm ± 2mm) reel
- \* 5 reels per box
- \* 6 boxes per carton

● **OUTLINE DIMENSIONS**



● **MARKING**



**Absolute Maximum Ratings (Ta = 25 °C)**

ITEM	Symbol	Conditions	Rating		Unit
			MSCD104RH		
Repetitive peak reverse voltage	VRRM		40		V
Average forward current	IF(AV)		1.0		A
Peak forward surge current	IFSM	8.3ms single half sine-wave	10		A
Operating junction temperature Range	Tj		-55 to +125		°C
Storage temperature Range	TSTG		- 55 to +150		°C

**Electrical characteristics (Ta = 25 °C)**

ITEM	Symbol	Conditions	Min.	Typ.	Max.	Unit
Forward voltage (NOTE 1)	VF	IF = 1.0 A	-	0.49	0.55	V
Repetitive peak reverse current (NOTE 1)	IRRM	VR = Max. VRRM, Ta = 25 °C	-	0.008	0.05	mA
Junction capacitance	Cj	VR = 4V, f = 1.0 MHz	-	110	-	pF
Thermal resistance	Rth(JA)	Junction to ambient	-	88	-	°C/W
	Rth(JL)	Junction to lead	-	28	-	°C/W

NOTES : (1) Pulse test width PW=300usec , 1% duty cycle.  
 (2) Mounted on P.C. board with 0.2 x 0.2"(5.0 x5.0mm) copper pad areas.

FIG.1 - FORWARD CURRENT DERATING CURVE

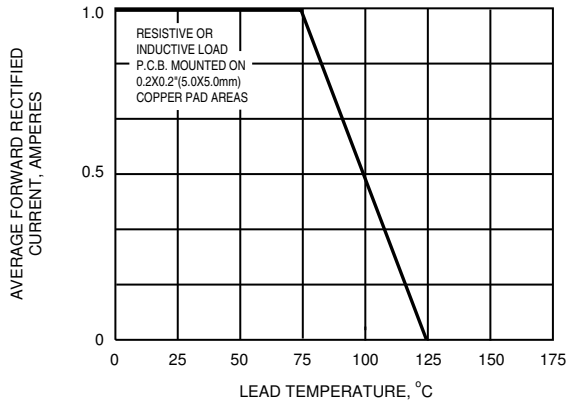


FIG.2 - MAXIMUM NON-REPETITIVE PEAK FORWARD SURGE CURRENT

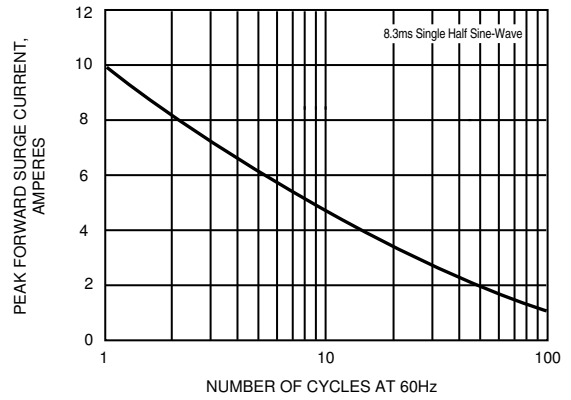


FIG.3 - TYPICAL INSTANTANEOUS FORWARD CHARACTERISTICS

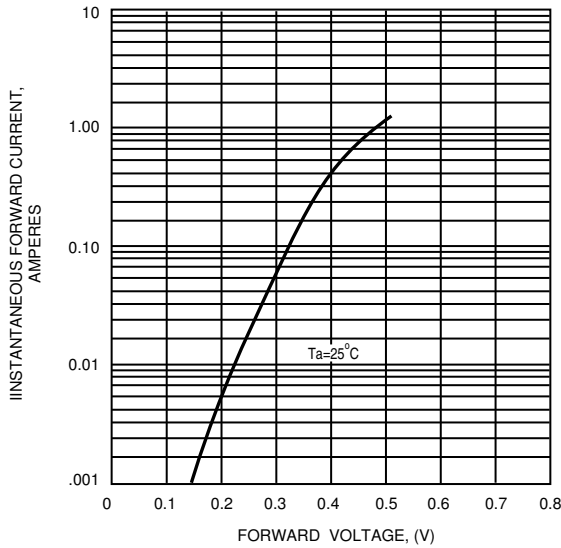


FIG.4 - TYPICAL REVERSE CHARACTERISTICS

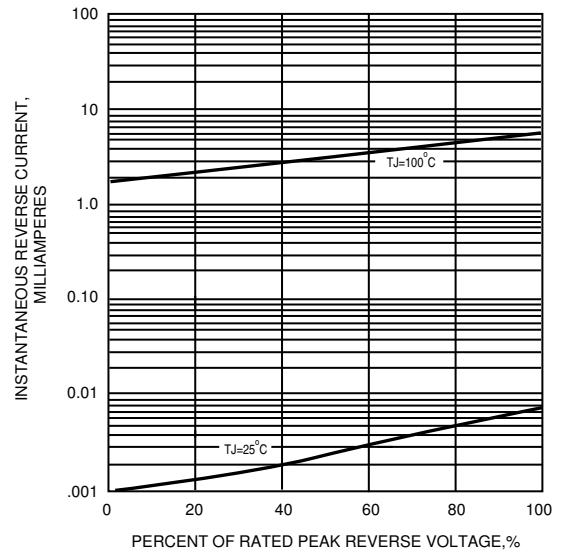


FIG.5 - TYPICAL JUNCTION CAPACITANCE

