

Planar Transformers

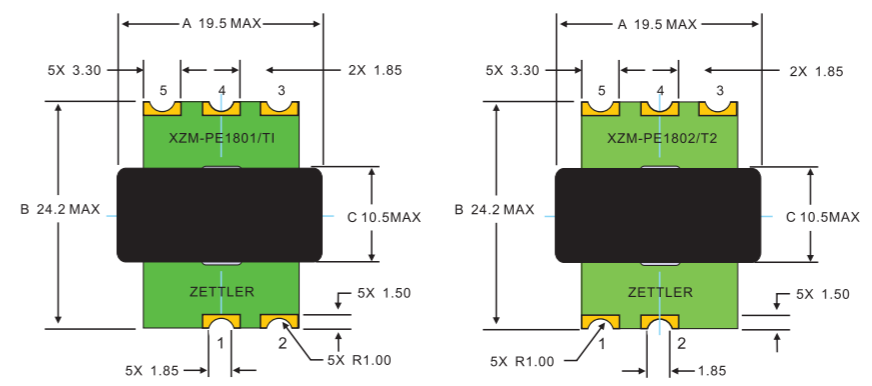
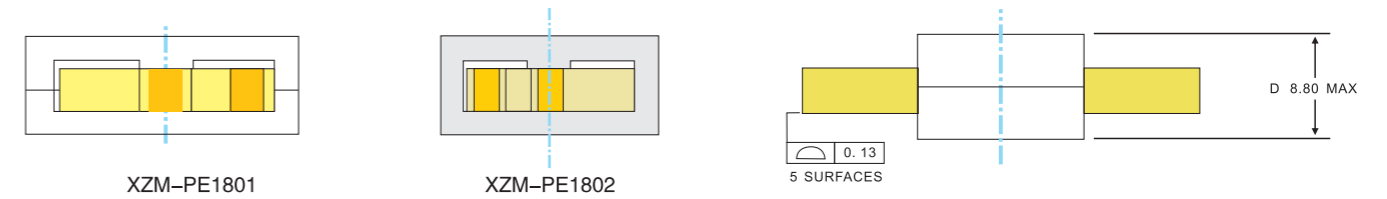
Go to www.zettlermagnetics.com/planar for more information.

PE1801/1802

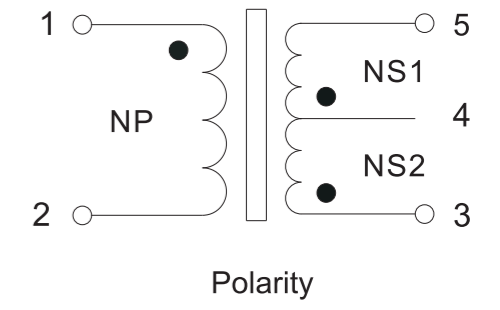
KEY FEATURES

- Skin and proximity effects reduced
- Excellent Power Densities
- Good Magnetic Shielding Characteristics
- High efficiency , Low Temperature Rise
- Low leakage inductance
- Low Distributed capacitance
- Multilayer PCB design "
- Operating temperature from -40 °C to 90 °C
- Storage temperature from -40 °C to 130 °C
- Uses UL94-V0 listed materials
- Power 20W Max

OUTLINE DIMENSION (Unit:mm)



ELECTRICAL SCHEMATICS



ELECTRICAL SPECIFICATION

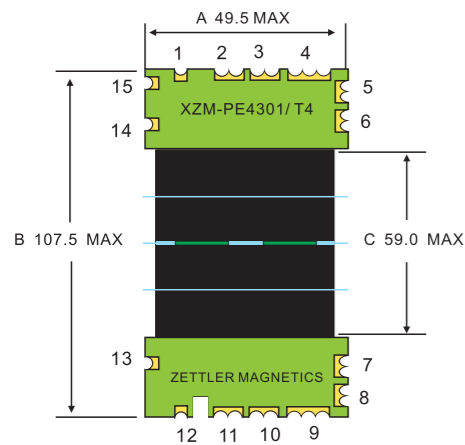
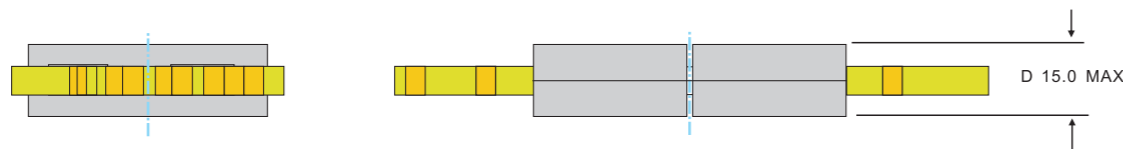
Part NO 品名	Item 项目	Inductance 电感量	Leakage Inductance 漏电感	DCR 直流电阻(Ω)		HI-POT Votage 耐压	
XZM-PE1801	TERMINAL	1-2	1-2 (else pin short)	1-2	3-4 4-5	NP-NS	NS-CORE
	STANDARD	6.5uH ± 20%	0.8uH MAX	30m Ω Max	730m Ω Max	DC1.0KV	DC0.5KV
XZM-PE1802	TERMINAL	1-2	1-2 (else pin short)	1-2	3-4 4-5	NP-NS	NS-CORE
	STANDARD	6.5uH ± 20%	0.8uH MAX	30m Ω Max	16m Ω Max	DC1.0KV	DC0.5KV

PE4301

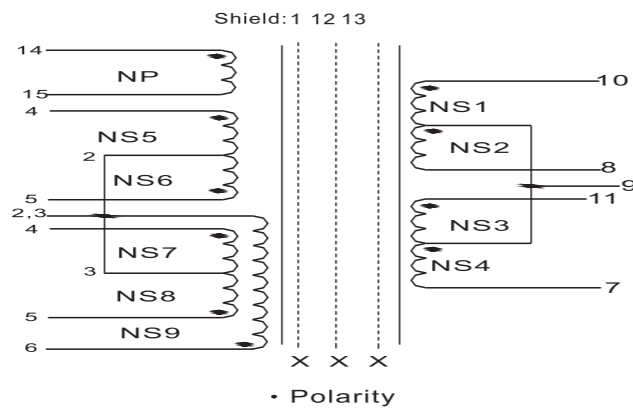
KEY FEATURES

- Skin and proximity effects reduced
- Excellent Power Densities
- Good Magnetic Shielding Characteristics
- High efficiency , Low Temperature Rise
- Low leakage inductance
- Low Distributed capacitance
- Multilayer PCB design
- Operating temperature from -40 °C to 90 °C
- Storage temperature from -40 °C to 130 °C
- Uses UL94-V0 listed materials
- Power 400W Max

OUTLINE DIMENSION (Unit:mm)



ELECTRICAL SCHEMATICS



ELECTRICAL SPECIFICATION

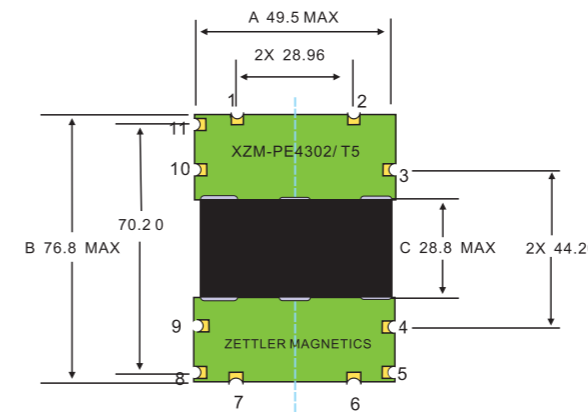
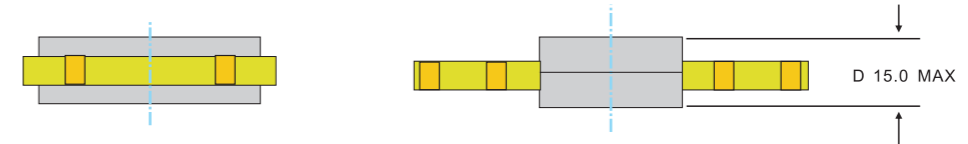
Part NO 品名	Item 项目	Inductance 电感量	Leakage Inductance 漏电感	DCR 直流电阻(Ω)		HI-POT Voltage 耐压	
				NP	Secondary winding	NP-NS	NP NS-CORE
XZM-PE4301	TERMINAL	14-15	14-15 (else pin short)	NP	Secondary winding	NP-NS	NP NS-CORE
	STANDARD	8. 1uH ± 35%	11uH MAX	270m Ω Max	9. 2m Ω Max	DC1.0KV	DC0.5KV

PE4302

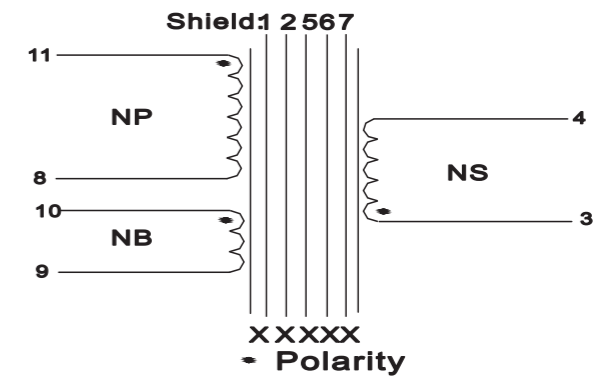
KEY FEATURES

- Skin and proximity effects reduced
- Excellent Power Densities
- Good Magnetic Shielding Characteristics
- High efficiency , Low Temperature Rise
- Low leakage inductance
- Low Distributed capacitance
- Multilayer PCB design
- Operating temperature from -40 °C to 90 °C
- Storage temperature from -40 °C to 130 °C
- Uses UL94-V0 listed materials
- Power 200W Max

OUTLINE DIMENSION (Unit:mm)



ELECTRICAL SCHEMATICS



ELECTRICAL SPECIFICATION

Part NO 品名	Item 项目	Inductance 电感量	Leakage Inductance 漏电感	DCR 直流电阻(Ω)			HI-POT Voltage 耐压	
				11-8	10-9	3-4	NP-NS	NP NS-CORE
XZM-PE4302	TERMINAL	14-15	14-15 (else pin short)	11-8	10-9	3-4	NP-NS	NP NS-CORE
	STANDARD	28.8uH ± 35%	330uH MAX	3.0m Ω Max	150m Ω Max	75m Ω Max	DC1.0KV	DC0.5KV