



HSBR10100CT Series to HSBR10150CT Series

Schottky Barrier Rectifiers
(Reverse Voltage 100V to 150V, Forward Current 10A)

Features

- Low Forward Voltage Drop
- High Current Capability
- High Reliability
- High Surge Current Capability
- High ESD capability;

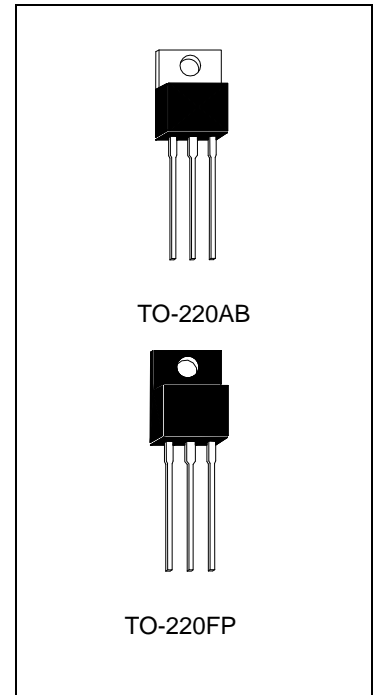
Mechanical Data

- Cases: TO-220 molded plastic body
- Epoxy: UL 94V-0 rate flame retardant
- Lead: Axial leads, solderable per MIL-STD-750, Method 2026 guaranteed
- High temperature soldering guaranteed: 250°C/10seconds/.375"(9.5mm) lead lengths at 5lbs.(2.3kg) tension
- Weight: 2.05gram

Maximum Ratings & Electrical Characteristics

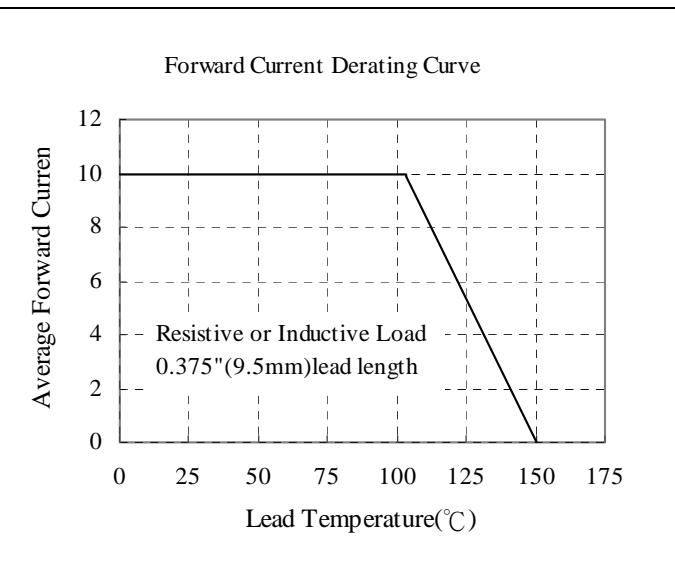
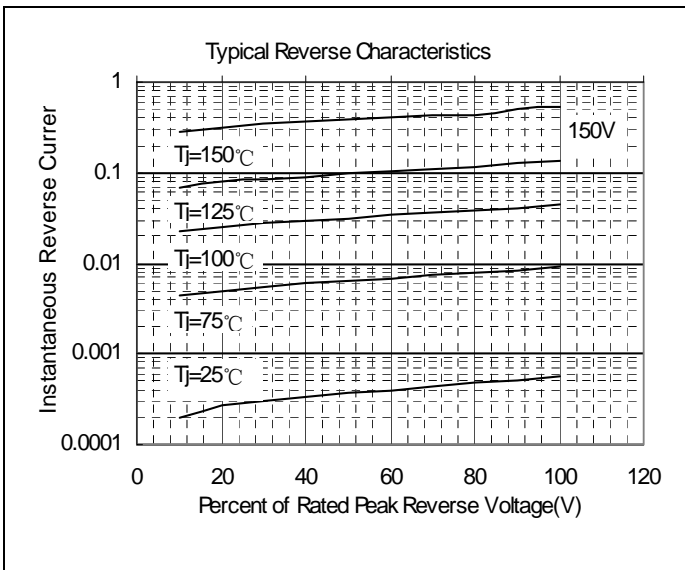
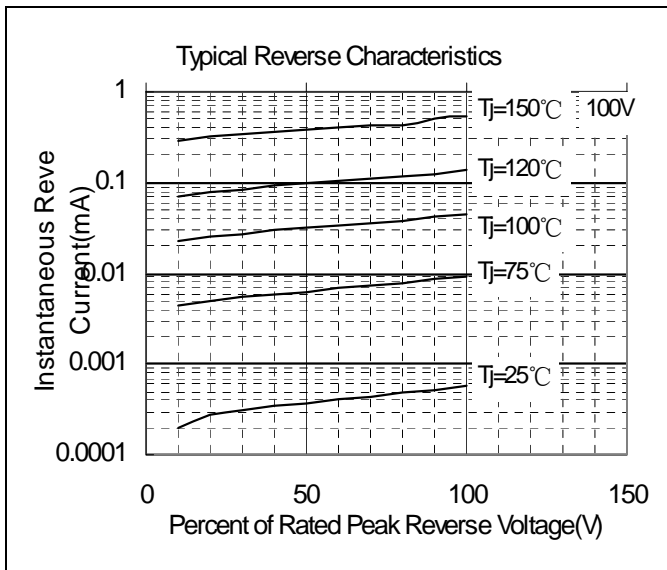
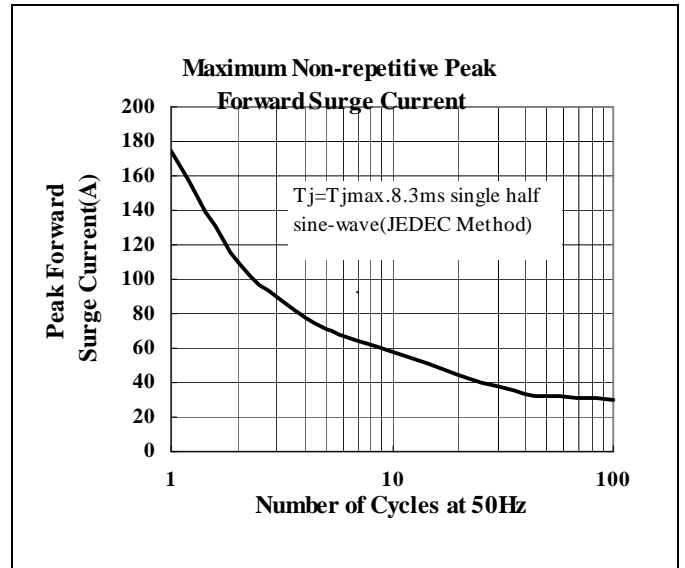
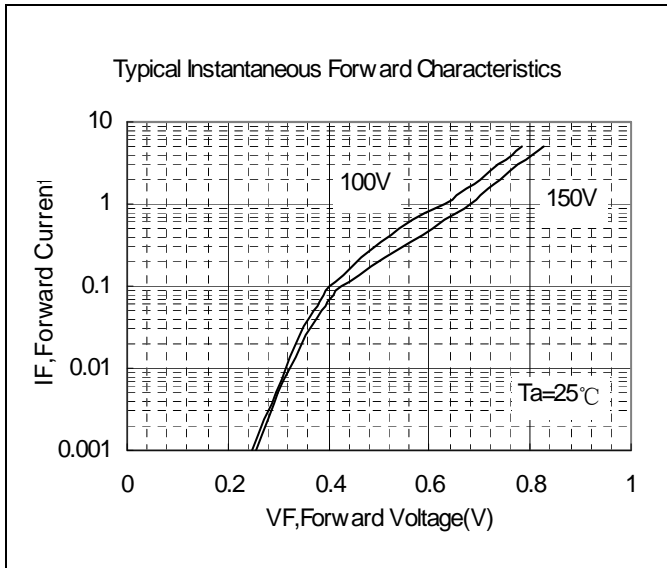
Ratings at 25°C ambient temperature unless otherwise specified.
Single phase, half wave, 60 Hz, resistive or inductive load. For capacitive load. Derate current by 20%.

Ratings	Symbol	HSBR	HSBR	HSBR	HSBR	Unit
		10100CTE	10100CTF	10150CTE	10150CTF	
Repetitive Peak Reverse Voltage	V_{RRM}	100		150		V
Surge Peak Reverse Voltage	V_{RSM}	70		105		V
DC Blocking Voltage	V_{DC}	100		150		V
Average Forward Rectified Current ($T_A=75^\circ\text{C}$)	I_{FAV}	10		10		A
Peak Forward Surge Current, 50Hz Half Sine-wave ($T_A=25^\circ\text{C}$)	I_{FSM}	175		175		A
Repetitive Peak Forward C ($f>15\text{Hz}$)	I_{FRM}	5		5		A
Instantaneous Forward Voltage@5.0A	V_F	0.85		0.90		V
Leakage Current ($T_J=25^\circ\text{C}$, $V_R=V_{RRM}$)	I_R	0.2		0.2		mA
Leakage Current ($T_J=100^\circ\text{C}$, $V_R=V_{RRM}$)		20		20		mA
Typical thermal resistance	$R_{\theta JC}$	2.4	3.5	2.4	3.5	°C/W
Operating Junction Temperature Range	T_J	-65 to +150				°C
Storage Temperature Range	T_{STG}	-65 to +150				°C





Characteristics Curve





TO-220AB Dimension

3-Lead TO-220AB
Plastic Package
HSMC Package Code: E

Marking:

Note: Green label is used for pb-free packing

Pin Style: 1.Anode 2.Cathode 3.Anode

Material:

- Lead solder plating: Sn60/Pb40 (Normal), Sn/3.0Ag/0.5Cu or Pure-Tin (Pb-free)
- Mold Compound: Epoxy resin family, flammability solid burning class: UL94V-0

DIM	Min.	Max.
A	5.58	7.49
B	8.38	8.90
C	4.40	4.70
D	1.15	1.39
E	0.35	0.60
F	2.03	2.92
G	9.66	10.28
H	-	*16.25
I	-	*3.83
J	3.00	4.00
K	0.75	0.95
L	2.54	3.42
M	1.14	1.40
N	-	*2.54
O	12.70	14.27
P	14.48	15.87

*: Typical, Unit: mm

3-Lead TO-220AB
Plastic Package
HSMC Package Code: E

Marking:

Note: Green label is used for pb-free packing

Pin Style: 1.Anode 2.Cathode 3.Anode

Material:

- Lead solder plating: Sn60/Pb40 (Normal), Sn/3.0Ag/0.5Cu or Pure-Tin (Pb-free)
- Mold Compound: Epoxy resin family, flammability solid burning class: UL94V-0

DIM	Min.	Max.
A	5.58	7.49
B	8.38	8.90
C	4.40	4.70
D	1.15	1.39
E	0.35	0.60
F	2.03	2.92
G	9.66	10.28
H	-	*16.25
I	-	*3.83
J	3.00	4.00
K	0.75	0.95
L	2.54	3.42
M	1.14	1.40
N	-	*2.54
O	12.70	14.27
P	14.48	15.87

*: Typical, Unit: mm



TO-220FP Dimension

3-Lead TO-220FP Plastic Package
HSMC Package Code: F

Style: 1.Anode 2.Cathode 3.Anode

DIM	Inches		Millimeters		DIM	Inches		Millimeters	
	Min.	Max.	Min.	Max.		Min.	Max.	Min.	Max.
A	0.2480	0.2520	6.30	6.40	K	-	*0.1004	-	*2.55
B	0.3386	0.3425	8.60	8.70	L	0.5118	0.5906	13.00	15.00
C	0.1673	0.1870	4.25	4.75	M	0.5886	0.5925	14.95	15.05
D	0.1043	0.1083	2.65	2.75	N	-	*0.0669	-	*1.70
E	0.0230	0.0242	0.58	0.61	O	0.1098	0.1114	2.79	2.83
F	0.3980	0.4039	10.11	10.26	$\alpha 1$	-	-2°	-	*2°
G	0.1083	0.1122	2.75	2.85	$\alpha 2$	-	*5°	-	*5°
H	0.3386	0.3425	8.60	8.70	$\alpha 3$	-	*15°	-	*15°
I	-	*0.1496	-	*3.80	$\alpha 4$	-	*5°	-	*5°
J	-	*0.0236	-	*0.60	$\alpha 5$	-	*5°	-	*5°

Notes: 1.Dimension and tolerance based on our Spec. dated Sep. 07,1997.
 2.Controlling dimension: millimeters.
 3.Maximum lead thickness includes lead finish thickness, and minimum lead thickness is the minimum thickness of base material.
 4.If there is any question with packing specification or packing method, please contact your local HSMC sales office.

Material:

- Lead: 42 Alloy; solder plating
- Mold Compound: Epoxy resin family, flammability solid burning class: UL94V-0

Important Notice:

- All rights are reserved. Reproduction in whole or in part is prohibited without the prior written approval of HSMC.
- HSMC reserves the right to make changes to its products without notice.
- **HSMC semiconductor products are not warranted to be suitable for use in Life-Support Applications, or systems.**
- HSMC assumes no liability for any consequence of customer product design, infringement of patents, or application assistance.

Head Office And Factory:

- **Head Office** (Hi-Sincerity Microelectronics Corp.): 10F.,No. 61, Sec. 2, Chung-Shan N. Rd. Taipei Taiwan R.O.C.
 Tel: 886-2-25212056 Fax: 886-2-25632712