



# HMJE13001

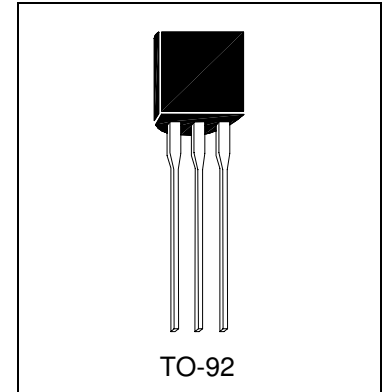
NPN Triple Diffused Planar Type High Voltage Transistor

## Description

The HMJE13001 is a medium power transistor designed for use in switching applications.

## Features

- High breakdown voltage
- Low collector saturation voltage
- Fast switching speed



## Absolute Maximum Ratings

- Maximum Temperatures
  - Storage Temperature ..... -55 ~ +150 °C
  - Junction Temperature ..... +150 °C
- Maximum Power Dissipation
  - Total Power Dissipation (T<sub>A</sub>=25°C) ..... 1 W
  - Total Power Dissipation (T<sub>C</sub>=25°C) ..... 10 W
- Maximum Voltages and Currents
  - BV<sub>CBO</sub> Collector to Base Voltage ..... 600 V
  - BV<sub>CEO</sub> Collector to Emitter Voltage ..... 400 V
  - BV<sub>EBO</sub> Emitter to Base Voltage ..... 6 V
  - I<sub>C</sub> Collector Current (DC) ..... 300 mA
  - I<sub>C</sub> Collector Current (Pulse) ..... 600 mA
  - I<sub>B</sub> Base Current (DC) ..... 40 mA
  - I<sub>B</sub> Base Current (Pulse) ..... 100 mA

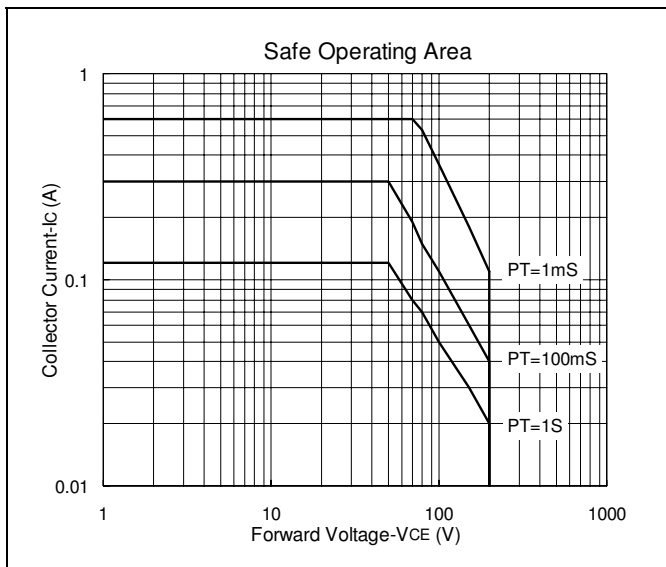
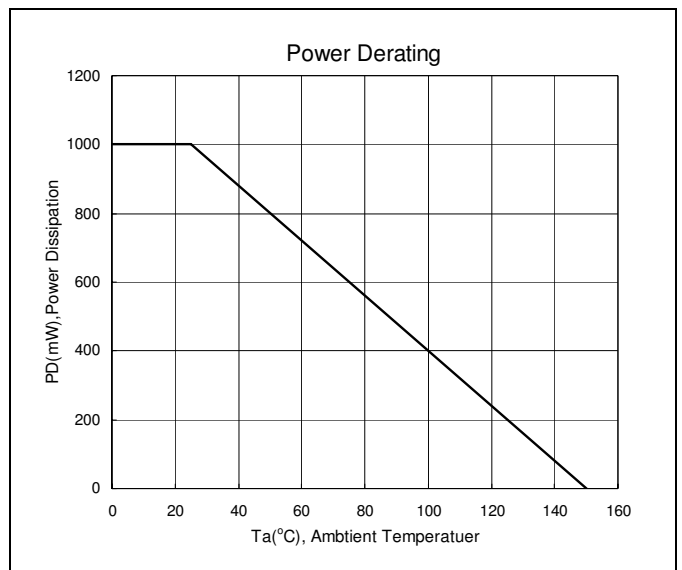
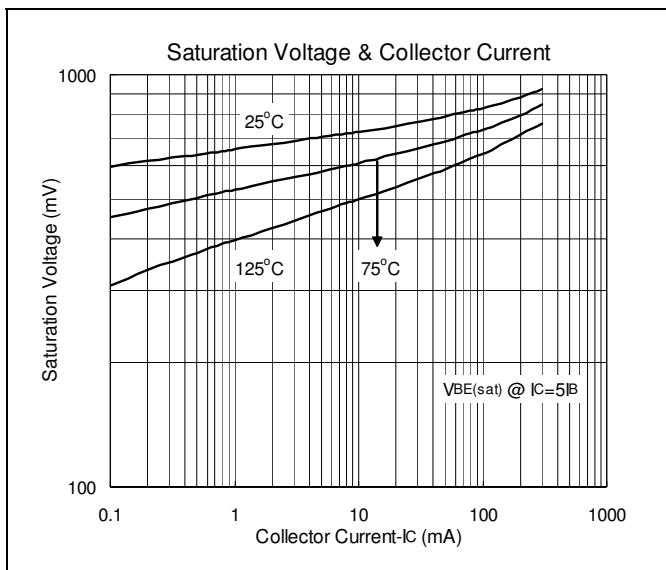
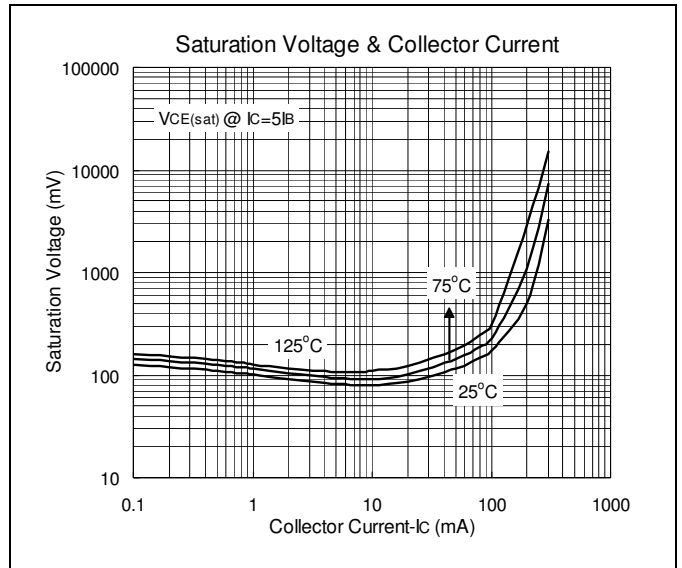
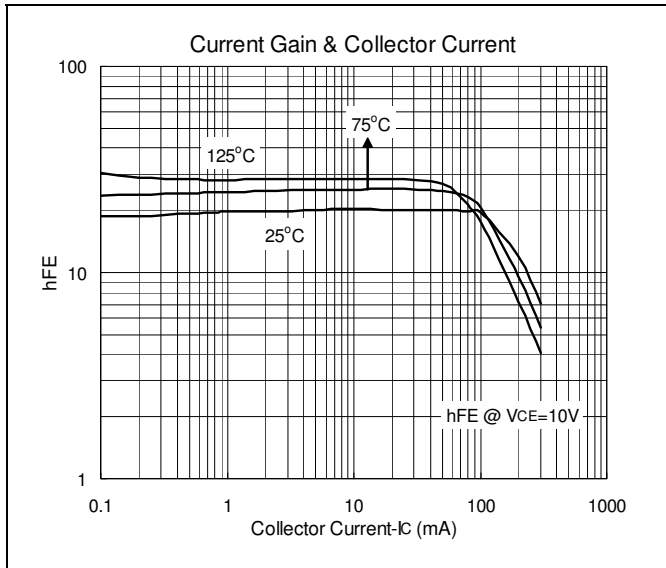
## Electrical Characteristics (T<sub>A</sub>=25°C)

Symbol	Min.	Typ.	Max.	Unit	Test Conditions
BV <sub>CBO</sub>	600	-	-	V	I <sub>C</sub> =100uA
BV <sub>CEO</sub>	400	-	-	V	I <sub>C</sub> =10mA
BV <sub>EBO</sub>	6	-	-	V	I <sub>E</sub> =10uA
I <sub>CBO</sub>	-	-	10	uA	V <sub>CB</sub> =550V
I <sub>CEO</sub>	-	-	10	uA	V <sub>CB</sub> =400V
I <sub>EBO</sub>	-	-	10	uA	V <sub>EB</sub> =6V
*V <sub>CE(sat)1</sub>	-	-	400	mV	I <sub>C</sub> =50mA, I <sub>B</sub> =10mA
*V <sub>CE(sat)2</sub>	-	-	750	mV	I <sub>C</sub> =100mA, I <sub>B</sub> =20mA
*V <sub>BE(sat)</sub>	-	-	1	V	I <sub>C</sub> =50mA, I <sub>B</sub> =10mA
*h <sub>FE1</sub>	8	-	-		V <sub>CE</sub> =10V, I <sub>C</sub> =10mA
*h <sub>FE2</sub>	10	-	36		V <sub>CE</sub> =10V, I <sub>C</sub> =50mA

\*Pulse Test: Pulse Width ≤380us, Duty Cycle≤2%



### Characteristics Curve





### TO-92 Dimension

3-Lead TO-92 Plastic Package  
HSMC Package Code: A

**Marking:**

Pb Free Mark  
 Pb-Free: "●" (Note)  
 Normal: None

H	M	J	E
1	3	0	1

Date Code      Control Code

Note: Green label is used for pb-free packing  
 Pin Style: 1. Emitter 2. Collector 3. Base

**Material:**

- Lead solder plating: Sn60/Pb40 (Normal), Sn/3.0Ag/0.5Cu or Pure-Tin (Pb-free)
- Mold Compound: Epoxy resin family, flammability solid burning class: UL94V-0

DIM	Min.	Max.
A	4.33	4.83
B	4.33	4.83
C	12.70	-
D	0.36	0.56
E	-	*1.27
F	3.36	3.76
G	0.36	0.56
H	-	*2.54
I	-	*1.27
$\alpha 1$	-	*5°
$\alpha 2$	-	*2°
$\alpha 3$	-	*2°

\*: Typical, Unit: mm

### TO-92 Taping Dimension

DIM	Min.	Max.
A	4.33	4.83
D	3.80	4.20
D1	0.36	0.53
D2	4.33	4.83
F1,F2	2.40	2.90
H	15.50	16.50
H1	8.50	9.50
H2	-	1
H2A	-	1
H3	-	27
H4	-	21
L	-	11
L1	2.50	-
P	12.50	12.90
P1	5.95	6.75
P2	50.30	51.30
T	-	0.55
T1	-	1.42
T2	0.36	0.68
W	17.50	19.00
W1	5.00	7.00

Unit: mm

#### Important Notice:

- All rights are reserved. Reproduction in whole or in part is prohibited without the prior written approval of HSMC.
- HSMC reserves the right to make changes to its products without notice.
- **HSMC semiconductor products are not warranted to be suitable for use in Life-Support Applications, or systems.**
- HSMC assumes no liability for any consequence of customer product design, infringement of patents, or application assistance.

#### Head Office And Factory:

- **Head Office** (Hi-Sincerity Microelectronics Corp.): 10F., No. 61, Sec. 2, Chung-Shan N. Rd. Taipei Taiwan R.O.C.  
 Tel: 886-2-25212056 Fax: 886-2-25632712, 25368454
- **Factory 1:** No. 38, Kuang Fu S. Rd., Fu-Kou Hsin-Chu Industrial Park Hsin-Chu Taiwan. R.O.C  
 Tel: 886-3-5983621~5 Fax: 886-3-5982931



### Soldering Methods for HSMC's Products

1. Storage environment: Temperature=10°C~35°C Humidity=65%±15%
2. Reflow soldering of surface-mount devices



Profile Feature	Sn-Pb Eutectic Assembly	Pb-Free Assembly
Average ramp-up rate (T <sub>L</sub> to T <sub>p</sub> )	<3°C/sec	<3°C/sec
Preheat		
- Temperature Min (T <sub>smin</sub> )	100°C	150°C
- Temperature Max (T <sub>smax</sub> )	150°C	200°C
- Time (min to max) (ts)	60~120 sec	60~180 sec
T <sub>smax</sub> to T <sub>L</sub>		
- Ramp-up Rate	<3°C/sec	<3°C/sec
Time maintained above:		
- Temperature (T <sub>L</sub> )	183°C	217°C
- Time (t <sub>L</sub> )	60~150 sec	60~150 sec
Peak Temperature (T <sub>p</sub> )	240°C +0/-5°C	260°C +0/-5°C
Time within 5°C of actual Peak Temperature (t <sub>p</sub> )	10~30 sec	20~40 sec
Ramp-down Rate	<6°C/sec	<6°C/sec
Time 25°C to Peak Temperature	<6 minutes	<8 minutes

### 3. Flow (wave) soldering (solder dipping)

Products	Peak temperature	Dipping time
Pb devices.	245°C ±5°C	5sec ±1sec
Pb-Free devices.	260°C +0/-5°C	5sec ±1sec