



HI127

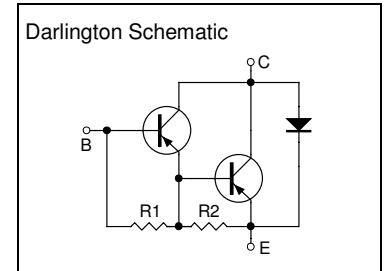
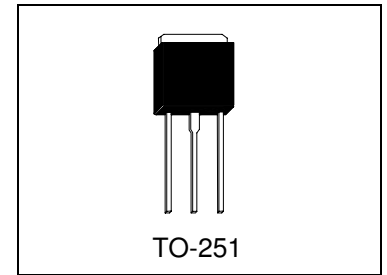
PNP EPITAXIAL PLANAR TRANSISTOR

Description

- High DC current gain
- Built-in a damper diode at E-C

Absolute Maximum Ratings (T_A=25°C)

- Maximum Temperatures
Storage Temperature -55 ~ +150 °C
Junction Temperature +150 °C
- Maximum Power Dissipation
Total Power Dissipation (T_C=25°C)..... 20W
- Maximum Voltages and Currents
BV_{CBO} Collector to Base Voltage -100 V
BV_{CEO} Collector to Emitter Voltage -100 V
BV_{EBO} Emitter to Base Voltage -5 V
I_C Collector Current..... -5 A



Electrical Characteristics (T_A=25°C)

Symbol	Min.	Typ.	Max.	Unit	Test Conditions
BV _{CBO}	-100	-	-	V	I _C =-1mA, I _E =0
BV _{EBO}	-5	-	-	V	I _E =-1mA, I _C =0
I _{CBO}	-	-	-10	uA	V _{CB} =-100V, I _E =0
I _{EBO}	-	-	-2	mA	V _{EB} =-5V, I _C =0
I _{CEX}	-	-	-10	uA	V _{CE} =-100V, V _{BE(off)} =-1.5V
*V _{CE(sat)1}	-	-	-2	V	I _C =-4A, I _B =-16mA
*V _{CE(sat)2}	-	-	-4	V	I _C =-8A, I _B =-80mA
*V _{BE(sat)}	-	-	-4.5	V	I _C =-8A, I _B =-80mA
*V _{BE(on)}	-	-	-2.8	V	V _{CE} =-4V, I _C =-4A
*h _{FE1}	1	-	12	K	V _{CE} =-4V, I _C =-4A
*h _{FE2}	100	-	-		V _{CE} =-4V, I _C =-8A
Cob	-	-	300	pF	V _{CB} =-10V, f=0.1MHz

*Pulse Test: Pulse Width ≤380us, Duty Cycle≤2%



TO-251 Dimension

Marking:

Pb Free Mark
 Pb-Free: "●" (Note)
 Normal: None

Date Code Control Code

Note: Green label is used for pb-free packing
 Pin Style: 1.Base 2.Tab.Collector 3.Emitter

Material:

- Lead solder plating: Sn60/Pb40 (Normal), Sn/3.0Ag/0.5Cu or Pure-Tin (Pb-free)
- Mold Compound: Epoxy resin family, flammability solid burning class: UL94V-0

DIM	Min.	Max.
A	6.35	6.80
C	4.80	5.50
F	1.30	1.70
G	5.40	6.25
H1	6.75	8.00
K	0.50	0.90
K1	0.40	0.90
L	0.90	1.50
M	2.20	2.40
a1	0.40	0.65
a2	-	*2.30

*: Typical, Unit: mm

3-Lead TO-251
 Plastic Package
 HSMC Package Code: I

Marking:

Pb Free Mark
 Pb-Free: "●" (Note)
 Normal: None

Date Code Control Code

Note: Green label is used for pb-free packing
 Pin Style: 1.Base 2.Collector 3.Emitter

Material:

- Lead solder plating: Sn60/Pb40 (Normal), Sn/3.0Ag/0.5Cu or Pure-Tin (Pb-free)
- Mold Compound: Epoxy resin family, flammability solid burning class: UL94V-0

DIM	Min.	Max.
A	6.40	6.80
B	-	6.00
C	5.04	5.64
D	-	*4.34
E	0.40	0.80
F	0.50	0.90
G	5.90	6.30
H	-	*1.80
H1	-	*9.30
I	-	*16.10
J	-	*0.80
K	-	0.96
K1	-	*0.76
M	2.20	2.40
a1	0.40	0.60
a2	2.10	2.50
y1	-	5°
y2	-	3°

*: Typical, Unit: mm

3-Lead TO-251
 Plastic Package
 HSMC Package Code: I

Important Notice:

- All rights are reserved. Reproduction in whole or in part is prohibited without the prior written approval of HSMC.
- HSMC reserves the right to make changes to its products without notice.
- **HSMC semiconductor products are not warranted to be suitable for use in Life-Support Applications, or systems.**
- HSMC assumes no liability for any consequence of customer product design, infringement of patents, or application assistance.

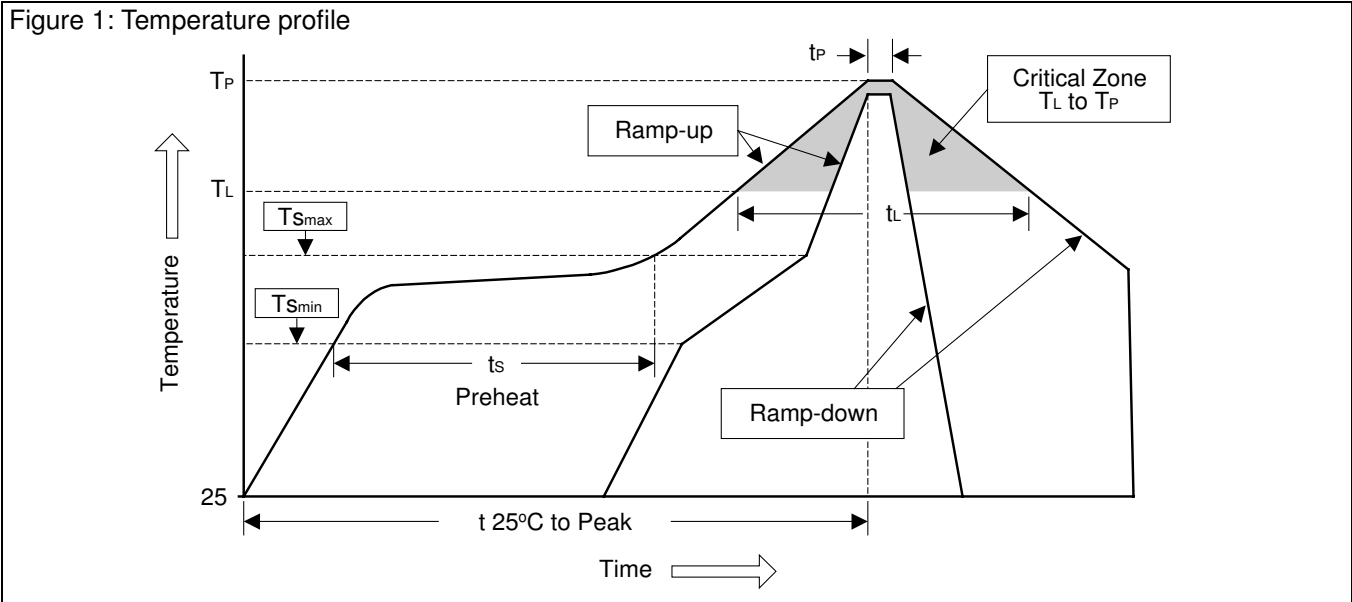
Head Office And Factory:

- **Head Office** (Hi-Sincerity Microelectronics Corp.): 10F., No. 61, Sec. 2, Chung-Shan N. Rd. Taipei Taiwan R.O.C.
 Tel: 886-2-25212056 Fax: 886-2-25632712, 25368454
- **Factory 1:** No. 38, Kuang Fu S. Rd., Fu-Kou Hsin-Chu Industrial Park Hsin-Chu Taiwan. R.O.C
 Tel: 886-3-5983621~5 Fax: 886-3-5982931



Soldering Methods for HSMC's Products

1. Storage environment: Temperature=10°C~35°C Humidity=65%±15%
2. Reflow soldering of surface-mount devices



Profile Feature	Sn-Pb Eutectic Assembly	Pb-Free Assembly
Average ramp-up rate (T _L to T _P)	<3°C/sec	<3°C/sec
Preheat		
- Temperature Min (T _{smin})	100°C	150°C
- Temperature Max (T _{smax})	150°C	200°C
- Time (min to max) (ts)	60~120 sec	60~180 sec
T _{smax} to T _L		
- Ramp-up Rate	<3°C/sec	<3°C/sec
Time maintained above:		
- Temperature (T _L)	183°C	217°C
- Time (t _L)	60~150 sec	60~150 sec
Peak Temperature (T _P)	240°C +0/-5°C	260°C +0/-5°C
Time within 5°C of actual Peak Temperature (t _p)	10~30 sec	20~40 sec
Ramp-down Rate	<6°C/sec	<6°C/sec
Time 25°C to Peak Temperature	<6 minutes	<8 minutes

3. Flow (wave) soldering (solder dipping)

Products	Peak temperature	Dipping time
Pb devices.	245°C ±5°C	5sec ±1sec
Pb-Free devices.	260°C +0/-5°C	5sec ±1sec