



HMBTH10

NPN EPITAXIAL PLANAR TRANSISTOR

Description

The HMBTH10 is designed for use in VHF & UHF oscillators and VHF mixer in tuner of a TV receiver.

Features

- High frequency
- Very low capacitance

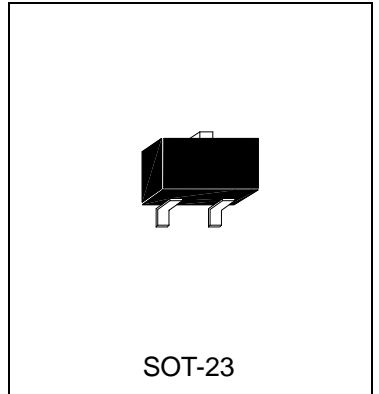
Absolute Maximum Ratings

- Maximum Temperatures
 - Storage Temperature..... -55 ~ +150 °C
 - Junction Temperature..... +150 °C
- Maximum Power Dissipation
 - Total Power Dissipation (T_A=25°C)..... 225 mW
- Maximum Voltages and Currents (T_A=25°C)
 - V_{CBO} Collector to Base Voltage..... 20 V
 - V_{CEO} Collector to Emitter Voltage 15 V
 - V_{EBO} Emitter to Base Voltage..... 3 V
 - I_C Collector Current 50 mA

Electrical Characteristics (T_A=25°C)

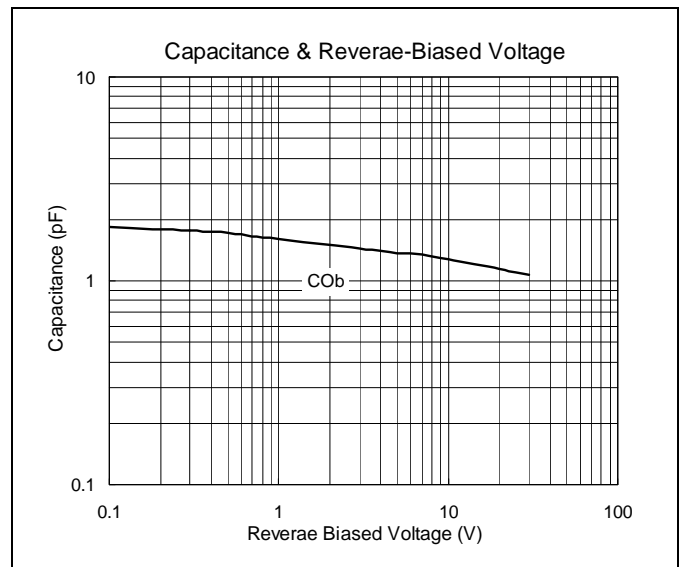
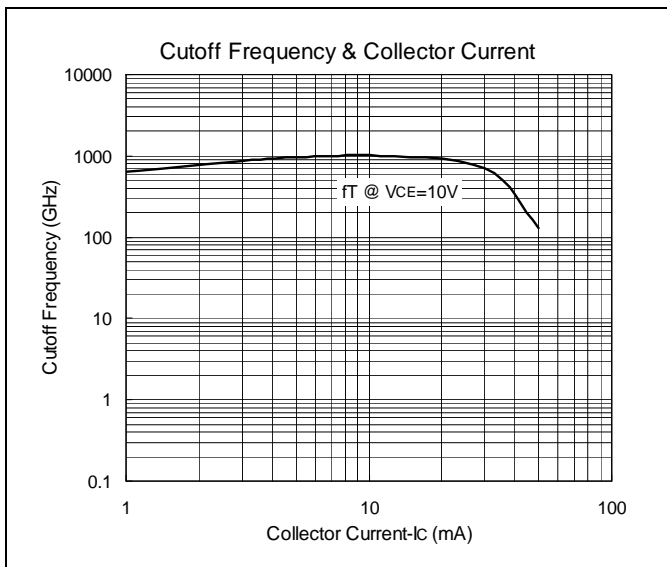
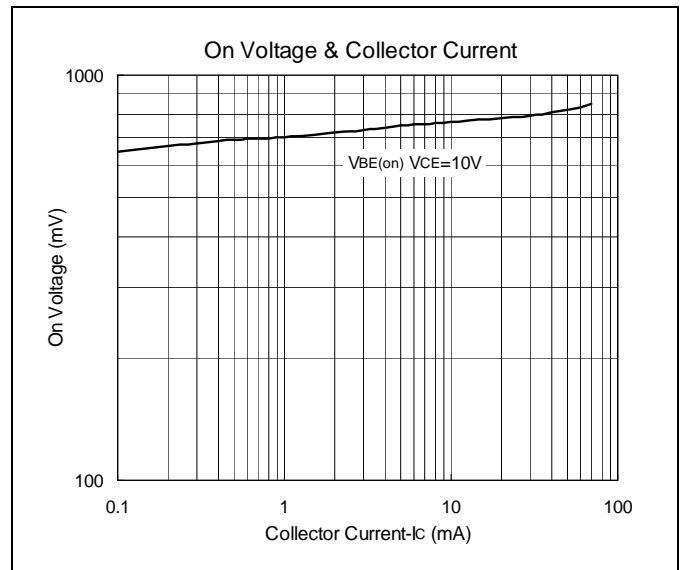
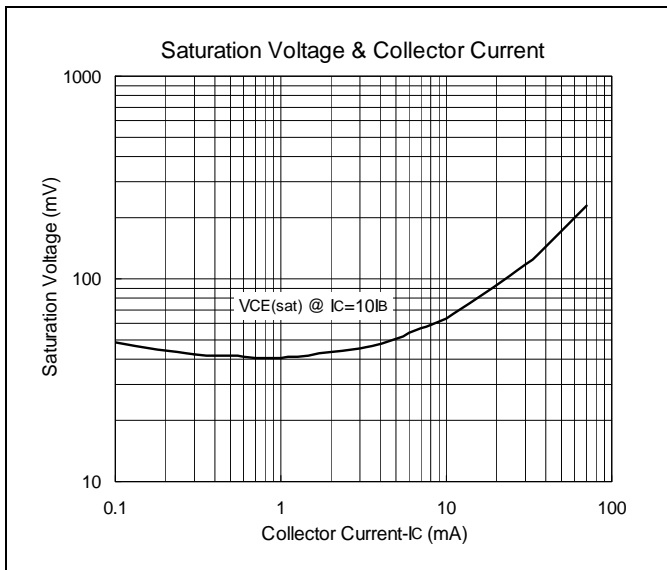
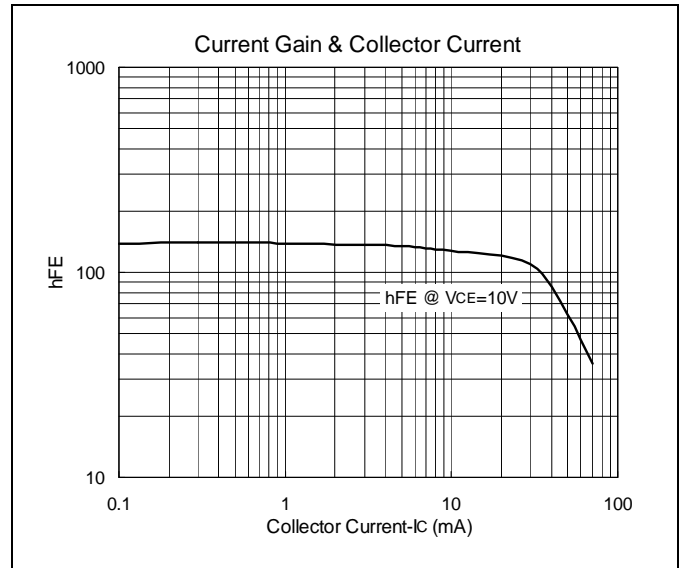
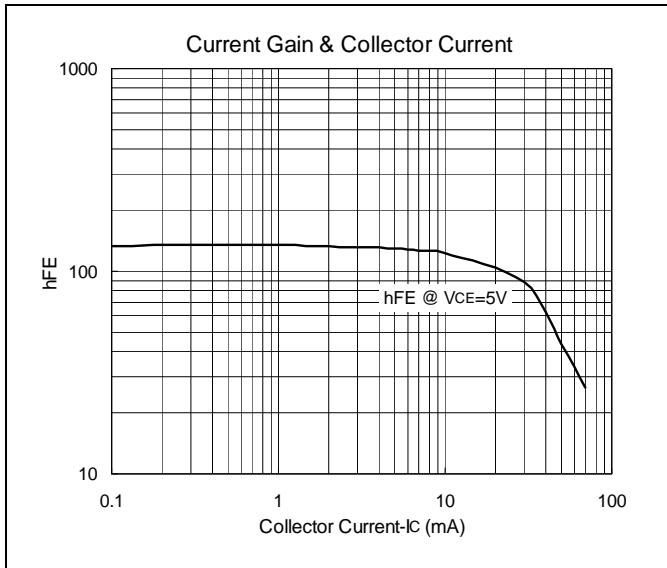
Symbol	Min.	Typ.	Max.	Unit	Test Conditions
BV _{CBO}	20	-	-	V	I _C =100uA
BV _{CEO}	15	-	-	V	I _C =1mA
BV _{EBO}	3	-	-	V	I _C =10uA
I _{CBO}	-	-	100	nA	V _{CB} =20V
I _{EBO}	-	-	100	nA	V _{EB} =2V
*V _{CE(sat)}	-	-	500	mV	I _C =4mA, I _B =0.4mA
V _{BE(on)}	-	-	0.95	V	V _{CE} =10V, I _C =4mA
*h _{FE}	60	-	-		V _{CE} =10V, I _C =4mA
Cob	-	1.5	-	pF	V _{CB} =10V, f=1MHz
f _T	650	-	-	MHz	V _{CB} =10V, I _C =4mA, f=100MHz

*Pulse Test: Pulse Width ≤380us, Duty Cycle≤2%





Characteristics Curve





SOT-23 Dimension

3-Lead SOT-23 Plastic
Surface Mounted Package
HSMC Package Code: N

Marking:

Pb Free Mark
Pb-Free: "●" (Note)
Normal: None

Note: Pb-free product can distinguish by the green label or the extra description on the right side of the label.

Pin Style: 1.Base 2.Emitter 3.Collector

Material:

- Lead solder plating: Sn60/Pb40 (Normal), Sn/3.0Ag/0.5Cu or Pure-Tin (Pb-free)
- Mold Compound: Epoxy resin family, flammability solid burning class: UL94V-0

DIM	Min.	Max.
A	2.80	3.04
B	1.20	1.60
C	0.89	1.30
D	0.30	0.50
G	1.70	2.30
H	0.013	0.10
J	0.085	0.177
K	0.32	0.67
L	0.85	1.15
S	2.10	2.75
V	0.25	0.65

*: Typical, Unit: mm

3-Lead SOT-23 Plastic
Surface Mounted Package
HSMC Package Code: N

Marking:

Pb Free Mark
Pb-Free: "●" (Note)
Normal: None

Note: Pb-free product can distinguish by the green label or the extra description on the right side of the label.

Pin Style: 1.Base 2.Emitter 3.Collector

Material:

- Lead solder plating: Sn60/Pb40 (Normal), Sn/3.0Ag/0.5Cu or Pure-Tin (Pb-free)
- Mold Compound: Epoxy resin family.

DIM	Min.	Max.
A	2.80	3.04
B	1.20	1.60
C	0.89	1.30
D	0.30	0.50
G	1.70	2.30
H	0.013	0.10
J	0.085	0.177
K	0.32	0.67
L	0.85	1.15
S	2.10	2.75
V	0.25	0.65

*: Typical, Unit: mm

Important Notice:

- All rights are reserved. Reproduction in whole or in part is prohibited without the prior written approval of HSMC.
- HSMC reserves the right to make changes to its products without notice.
- **HSMC semiconductor products are not warranted to be suitable for use in Life-Support Applications, or systems.**
- HSMC assumes no liability for any consequence of customer product design, infringement of patents, or application assistance.

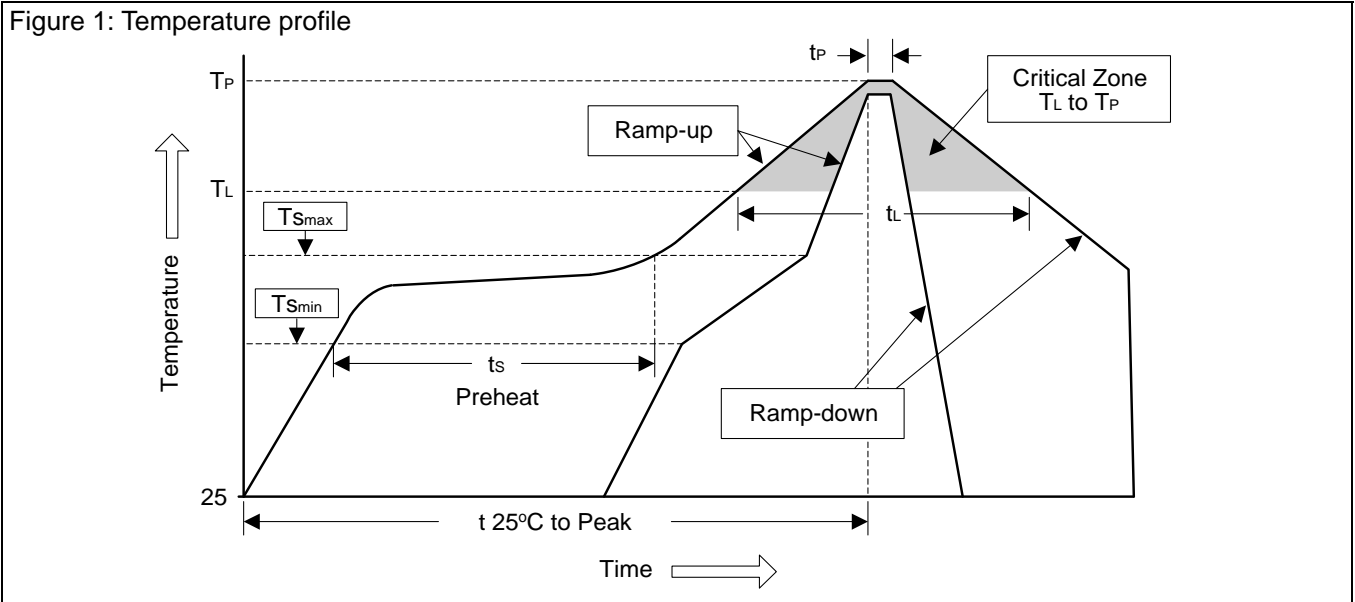
Head Office And Factory:

- **Head Office** (Hi-Sincerity Microelectronics Corp.): 10F.,No. 61, Sec. 2, Chung-Shan N. Rd. Taipei Taiwan R.O.C.
Tel: 886-2-25212056 Fax: 886-2-25632712, 25368454
- **Factory 1:** No. 38, Kuang Fu S. Rd., Fu-Kou Hsin-Chu Industrial Park Hsin-Chu Taiwan. R.O.C
Tel: 886-3-5983621~5 Fax: 886-3-5982931



Soldering Methods for HSMC's Products

1. Storage environment: Temperature=10°C~35°C Humidity=65%±15%
2. Reflow soldering of surface-mount devices



Profile Feature	Sn-Pb Eutectic Assembly	Pb-Free Assembly
Average ramp-up rate (T_L to T_P)	<3°C/sec	<3°C/sec
Preheat		
- Temperature Min (T_{Smin})	100°C	150°C
- Temperature Max (T_{Smax})	150°C	200°C
- Time (min to max) (t_s)	60~120 sec	60~180 sec
T_{Smax} to T_L		
- Ramp-up Rate	<3°C/sec	<3°C/sec
Time maintained above:		
- Temperature (T_L)	183°C	217°C
- Time (t_L)	60~150 sec	60~150 sec
Peak Temperature (T_P)	240°C +0/-5°C	260°C +0/-5°C
Time within 5°C of actual Peak Temperature (t_P)	10~30 sec	20~40 sec
Ramp-down Rate	<6°C/sec	<6°C/sec
Time 25°C to Peak Temperature	<6 minutes	<8 minutes

3. Flow (wave) soldering (solder dipping)

Products	Peak temperature	Dipping time
Pb devices.	245°C ±5°C	5sec ±1sec
Pb-Free devices.	260°C +0/-5°C	5sec ±1sec