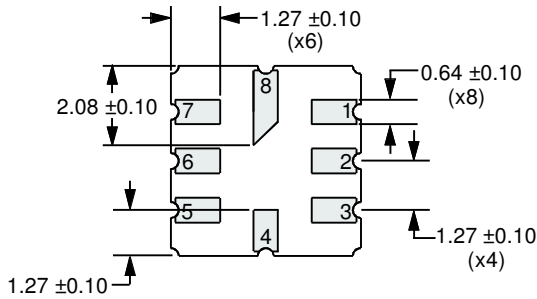
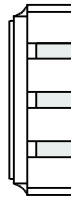
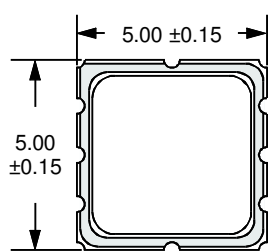


STANDARD SPECIFICATIONS

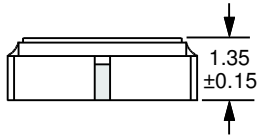
Parameter	Condition	Minimum	Typical	Maximum
Center Frequency (Mhz):	-	-	455.000	-
Passband Width (Mhz):	-	-	±5.00	-
Insertion Loss (dB):	450MHz - 460MHz	-	3.00	6.00
Passband Ripple (dB):	450MHz - 460MHz	-	1.00	3.00
Attenuation (dB):	Fo-100MHz to Fo-40MHz	45.00	-	-
	Fc+30MHz to Fc+35MHz	40.00	-	-
	Fc+40MHz to Fc+100MHz	45.00	-	-
Operating Temperature Range (°C):	-	-	25	-
Storage Temperature Range (°C):	-	-40	25	+85
Input Power (in Passband)(dBm):	-	-	-	0.0
DC Voltage (Vdc):	-	-	-	10.0
Termination Source Impedance (Ohms):	-	-	50	-
Termination Load Impedance (Ohms):	-	-	50	-

Comments: Unless otherwise specified, all of the above specifications are under the following conditions:
Operating Temperature = 25°C

MECHANICAL DIMENSIONS




Pin	Function
1	Ground
2	Input
3-5	Ground
6	Output
7-8	Ground



ALL DIMENSIONS
IN MILLIMETERS

CONNECTION DIAGRAM



MARKING GUIDE

(Line #1) **ABFF**
(Line #2) **0485**

RoHS Compliant (Pb-free)



Part Number: ABFF0485

3545-B Cadillac Avenue • Costa Mesa, CA 92626-1401 • (714) 918-4752 • Fax (714) 918-4760