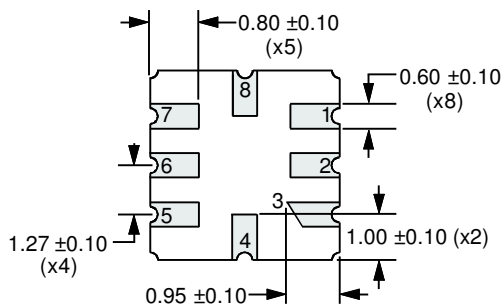
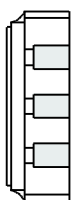
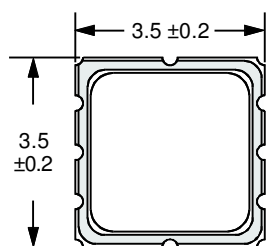


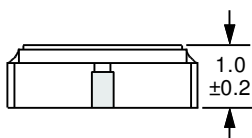
STANDARD SPECIFICATIONS

Parameter	Condition	Minimum	Typical	Maximum
Center Frequency (MHz):	-	-	927.000	-
Insertion Loss (dB):	925.8MHz - 928.2MHz	-	2.5	3.5
Passband Ripple (dB):	925.8MHz - 928.2MHz	-	0.5	1.5
VSWR:	925.8MHz - 928.2MHz	-	1.8	2.5
Attenuation (dB):	DC - 847MHz	55.0	60.0	-
	847MHz - 885MHz	45.0	50.0	-
	902MHz - 904MHz	20.0	50.0	-
	969MHz - 987MHz	30.0	32.0	-
	987MHz - 1500MHz	55.0	60.0	-
Operating Temperature Range (°C):	-	-10	25	60
Storage Temperature Range (°C):	-	-20	25	70
Input Power (in Passband)(dBm):	-	-	-	20.0
DC Voltage (Vdc):	-	-	-	7.5
Terminating Source Impedance (Ohms):	-	-	50	-
Termination Load Impedance (Ohms):	-	-	50	-

MECHANICAL DIMENSIONS




Pin	Function
1	Ground
2	Input/Output
3-5	Ground
6	Output/Input
7-8	Ground



ALL DIMENSIONS
IN MILLIMETERS

CONNECTION DIAGRAM



MARKING GUIDE

Line 1: X Y M

- Month of the Year
(Oct=X, Nov=Y, Dec=Z)
- Last Digit of the Year
- Amplitronix Manufacturing Code
(Per TENS2-001-000)

Line 2: 27



Part Number: ABFF00E0

3545-B Cadillac Avenue • Costa Mesa, CA 92626-1401 • (714) 918-4752 • Fax (714) 918-4760