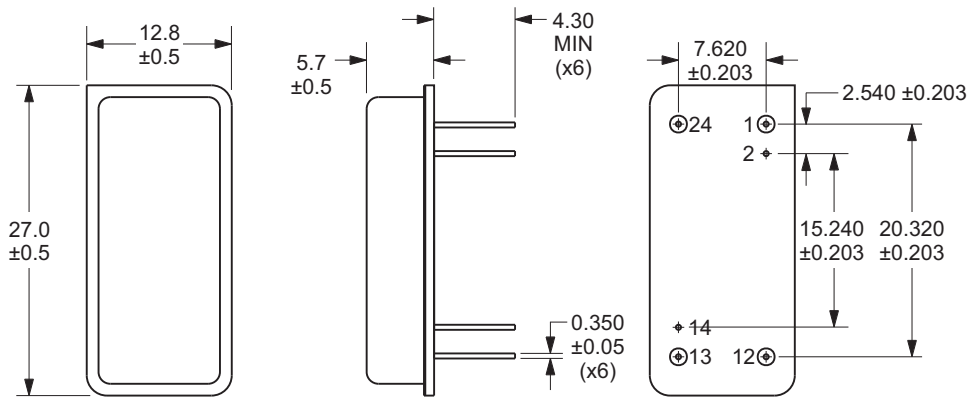


STANDARD SPECIFICATIONS

Parameter	Condition	Minimum	Typical	Maximum
Center Frequency (MHz):	-	130.70	130.80	130.90
Insertion Loss (dB):	-	-	24.50	26.00
Passband Ripple (dB):	-	-	0.80	1.00
-3dB Bandwidth (MHz):	-	4.00	4.23	-
-40dB Bandwidth (MHz):	-	-	5.04	5.10
Absolute Delay (μ Sec):	-	-	3.38	-
Ultimate Rejection (dB):	-	45.00	50.00	-
Operating Temperature Range ($^{\circ}$ C):	-	-	25	-
Substrate Material:	-	-	Quartz	-
Termination Source Impedance (Ohms):	-	-	50	-
Termination Load Impedance (Ohms):	-	-	50	-

Comments: Unless otherwise specified, all of the above specifications are under the following conditions:
Operating Temperature = 25 $^{\circ}$ C

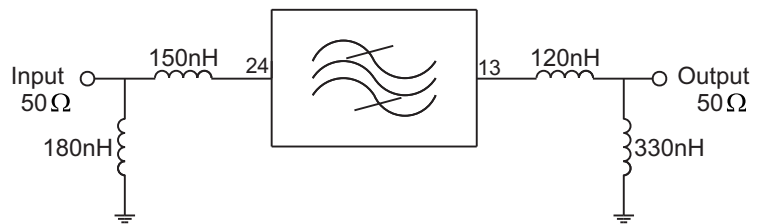
MECHANICAL DIMENSIONS



Pin	Function
1	Ground
2	Ground
12	Ground
13	Output
14	Ground
24	Input

ALL DIMENSIONS
IN MILLIMETERS

MATCHING NETWORK DIAGRAM

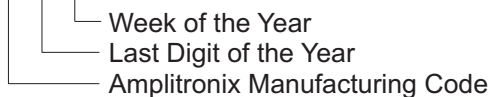


MARKING GUIDE

(Line #1) **AMPLITRONIX**

(Line #2) **ABFF070A**

(Line #3) **XX Y ZZ**



Part Number: ABFF070A

3545-B Cadillac Avenue • Costa Mesa, CA 92626-1401 • (714) 918-4752 • Fax (714) 918-4760