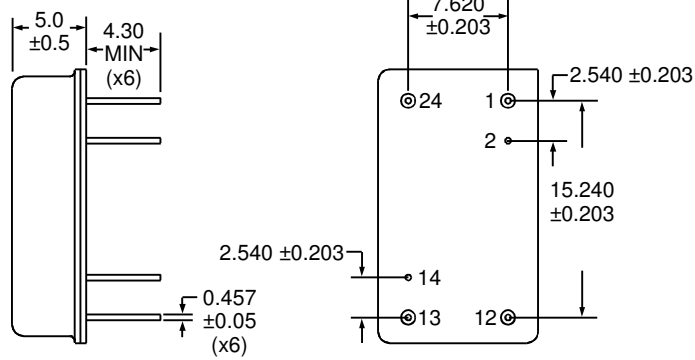
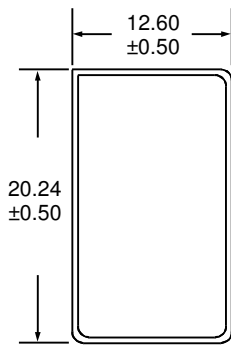


STANDARD SPECIFICATIONS

Parameter	Minimum	Typical	Maximum
Center Frequency (MHz):	69.80	70.00	70.20
Insertion Loss (dB):	-	24.10	25.00
Passband Ripple (dB):	-	0.30	1.30
-1dB Bandwidth (Mhz):	32.70	33.80	-
-3dB Bandwidth (Mhz):	36.00	37.40	-
-40dB Bandwidth (Mhz):	-	51.30	55.50
Group Delay Variation (nSec):	-	15.00	30.00
Ultimate Rejection (dB):	40.00	50.00	-
Substrate Material:	-	128-LiNbO ₃	-
Operating Temperature Range (°C):	-	25	-
Termination Source Impedance (Ohms):	-	50	-
Termination Load Impedance (Ohms):	-	50	-

Comments: Unless otherwise specified, all of the above specifications are under the following conditions:
Operating Temperature = at 25°C

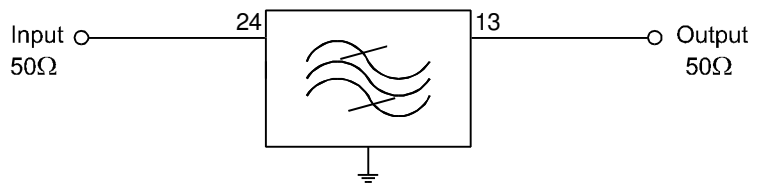
MECHANICAL DIMENSIONS



Pin	Function
1	Ground
2	Ground
12	Ground
13	Output (+)
14	Ground
24	Input (+)

ALL DIMENSIONS
IN MILLIMETERS

MATCHING NETWORK DIAGRAM



MARKING GUIDE

(Line #1) **AMPLITRONIX**
 (Line #2) **ABFF04AB**
 (Line #3) **XX Y ZZ**

Week of the Year
 Last Digit of the Year
 Amplitronix Manufacturing Code



Part Number: ABFF04AB

3545-B Cadillac Avenue • Costa Mesa, CA 92626-1401 • (714) 918-4752 • Fax (714) 918-4760