

SERIES H160A

FEATURES


- LOW COST SMD PACKAGE
- 1.6 mm THICKNESS
- FUNDAMENTAL FREQUENCIES TO 70.00 MHz

SPECIFICATIONS

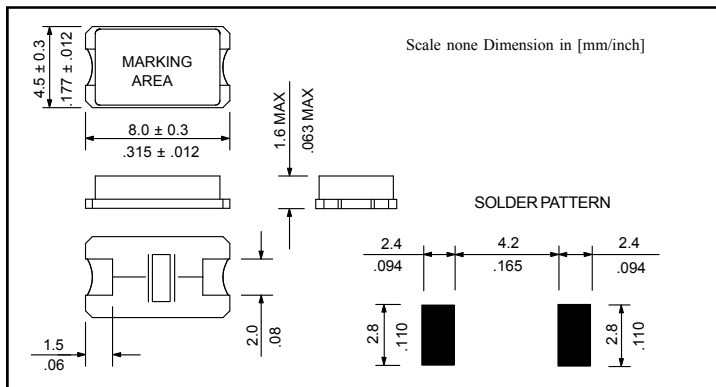
SERIES	H160A
FREQUENCY RANGE	12.00 MHz TO 70.00 MHz
FREQUENCY TOLERANCE AT 25° C*	±100 PPM MAXIMUM (±50 PPM AVAILABLE)
FREQUENCY STABILITY OVER TEMPERATURE*	±100 PPM MAXIMUM (±50 PPM AVAILABLE)
OPERATING TEMPERATURE RANGE	-10° C TO +70° C STANDARD -40° C TO +85° C EXTENDED (AVAILABLE)
STORAGE TEMPERATURE RANGE	-40° C TO +85° C
AGING	±5 PPM PER YEAR MAXIMUM
LOAD CAPACITANCE	10 pF TO 32 pF OR SERIES
SHUNT CAPACITANCE	7 pF MAXIMUM
DRIVE LEVEL	SEE TABLE 1
EQUIVALENT SERIES RESISTANCE (ESR)	SEE TABLE 2
SHOCK RESISTANCE	±5 PPM MAXIMUM 75 cm DROP TEST IN 3 AXES ONTO A HARD SURFACE
VIBRATION RESISTANCE	FREQUENCY 10 TO 55 Hz AMPLITUDE 1.5 mm FOR 30 MIN IN 3 AXES
REFLOW CONDITIONS	260° C FOR 10 s MAXIMUM

* CONSULT FACTORY FOR TIGHTER STABILITY AND TOLERANCE

FREQUENCY RANGE (FUNDAMENTAL)	ESR MAX
10.0 MHz TO 11.9 MHz	60 OHMS
12.0 MHz TO 13.9 MHz	50 OHMS
14.0 MHz TO 15.9 MHz	45 OHMS
16.0 MHz TO 19.9 MHz	40 OHMS
20.0 MHz TO 24.9 MHz	30 OHMS
25.0 MHz TO 40.0 MHz	25 OHMS
FREQUENCY RANGE (3rd OVERTONE)	
40.001 MHz TO 49.9 MHz	90 OHMS
50.0 MHz TO 70.0 MHz	80 OHMS

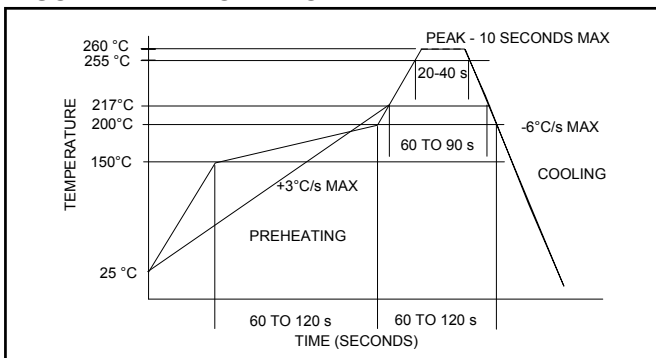


OUTLINE DRAWING

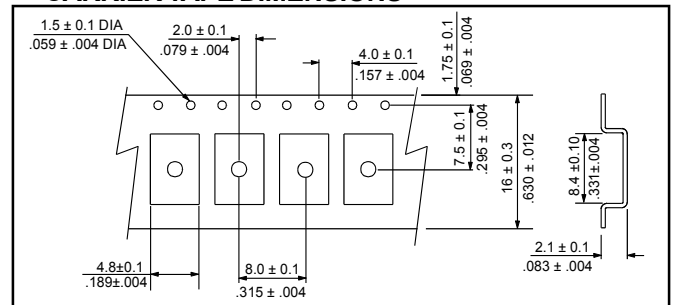


FREQUENCY RANGE	DRIVE LEVEL
12.00 MHz TO 15.9MHz	2.0 TO 500 μW
16.00 MHz TO 24.9MHz	2.0 TO 300 μW
25.00 MHz TO 31.9MHz	2.0 TO 100 μW
32.00 MHz TO 70.00 MHz	2.0 TO 300 μW

SOLDER REFLOW PROFILE



CARRIER TAPE DIMENSIONS



PACKAGING

250 mm REEL DIAMETER
16 mm TAPE WIDTH
8 mm PITCH
QUANTITY: 1000 PIECES PER REEL

PART NUMBERING SYSTEM

HOLDER TYPE	FREQUENCY	LOAD CAPACITANCE	MODE		TOLERANCE / STABILITY	EXTENDED TEMPERATURE	TAPE AND REEL
			F 3OT	FUNDAMENTAL THIRD OVERTONE			
H160A	IN MHz	12 TO 32 pF FOR PARALLEL S FOR SERIES			(PPM/PPM) EXAMPLES: 2525, 2550	EXT	TR

EXAMPLE: H160A-40.000-30-F-2525-EXT-TR