

---

# **EM60000 Series**

**Stereo Four Channels  
8-Bit Based  
Sound Processor**

## **Product Specification**

**Doc. Version 1.5**

**ELAN MICROELECTRONICS CORP.**

April 2006




---

**Trademark Acknowledgments:**

IBM is a registered trademark and PS/2 is a trademark of IBM.

Windows is a trademark of Microsoft Corporation

ELAN and ELAN logo  are trademarks of ELAN Microelectronics Corporation

Copyright © 2006 by **ELAN Microelectronics Corporation**

**All Rights Reserved**

Printed in Taiwan

The contents of this specification are subject to change without further notice. ELAN Microelectronics assumes no responsibility concerning the accuracy, adequacy, or completeness of this specification. ELAN Microelectronics makes no commitment to update, or to keep current the information and material contained in this specification. Such information and material may change to conform to each confirmed order.

In no event shall ELAN Microelectronics be made responsible for any claims attributed to errors, omissions, or other inaccuracies in the information or material contained in this specification. ELAN Microelectronics shall not be liable for direct, indirect, special incidental, or consequential damages arising from the use of such information or material.

The software (if any) described in this specification is furnished under a license or nondisclosure agreement, and may be used or copied only in accordance with the terms of such agreement.

ELAN Microelectronics products are not intended for use in life support appliances, devices, or systems. Use of ELAN Microelectronics product in such applications is not supported and is prohibited.

NO PART OF THIS SPECIFICATION MAY BE REPRODUCED OR TRANSMITTED IN ANY FORM OR BY ANY MEANS WITHOUT THE EXPRESSED WRITTEN PERMISSION OF ELAN MICROELECTRONICS.



---

**ELAN MICROELECTRONICS CORPORATION**

---

**Headquarters:**

No. 12, Innovation Road 1  
Hsinchu Science Park  
Hsinchu, TAIWAN 30077  
Tel: +886 3 563-9977  
Fax: +886 3 563-9966  
<http://www.emc.com.tw>

**Hong Kong:**

**Elan (HK) Microelectronics Corporation, Ltd.**  
Rm. 1005B, 10/F Empire Centre  
68 Mody Road, Tsimshatsui  
Kowloon, HONG KONG  
Tel: +852 2723-3376  
Fax: +852 2723-7780  
[elanhk@emc.com.hk](mailto:elanhk@emc.com.hk)

**USA:**

**Elan Information Technology Group (U.S.A.)**  
1821 Saratoga Ave., Suite 250  
Saratoga, CA 95070  
USA  
Tel: +1 408 366-8225  
Fax: +1 408 366-8220

**Europe:**

**Elan Microelectronics Corp. (Europe)**  
Siewerdtsstrasse 105  
8050 Zurich, SWITZERLAND  
Tel: +41 43 299-4060  
Fax: +41 43 299-4079  
<http://www.elan-europe.com>

**Shenzhen:**

**Elan Microelectronics Shenzhen, Ltd.**  
SSMEC Bldg., 3F, Gaoxin S. Ave.  
Shenzhen Hi-Tech Industrial Park  
Shenzhen, Guangdong, CHINA  
Tel: +86 755 2601-0565  
Fax: +86 755 2601-0500

**Shanghai:**

**Elan Microelectronics Shanghai, Ltd.**  
23/Bldg. #115 Lane 572, Bibo Road  
Zhangjiang Hi-Tech Park  
Shanghai, CHINA  
Tel: +86 21 5080-3866  
Fax: +86 21 5080-4600

---



# Contents

<b>1</b>	<b>General Description</b> .....	<b>1</b>
<b>2</b>	<b>Features</b> .....	<b>1</b>
<b>3</b>	<b>Block Diagram</b> .....	<b>2</b>
<b>4</b>	<b>Selection Table</b> .....	<b>2</b>
<b>5</b>	<b>Pin Assignment</b> .....	<b>3</b>
<b>6</b>	<b>Pin Description</b> .....	<b>5</b>
<b>7</b>	<b>Absolute Maximum Ratings</b> .....	<b>5</b>
<b>8</b>	<b>Electrical Characteristics</b> .....	<b>6</b>
<b>9</b>	<b>Other Specifications</b> .....	<b>8</b>
9.1	Internal Oscillator Frequency .....	8
9.2	Warm-up Timing .....	9
9.3	Warm-up Time vs. VDD .....	9
9.4	Wake-up Timing .....	10
<b>10</b>	<b>Application Circuit</b> .....	<b>10</b>
10.1	EM60000 Series with RC Option .....	11
10.2	EM60 Series Heavy Loading with Crystal Option .....	11



### Specification Revision History

Doc. Version	Revision Description	Date
1.3	Deleted Pad Diagrams	2005/03/09
1.4	Added new Products to the Series; EM60400, EM60500, and EM60600	2006/01/23
1.5	Added Package diagram in the Pin Assignment section	2006/04/28



## 1 General Description

The EM60000 series is an 8-bit microcontroller based sound processor IC with an audio function that delivers multi-channel speech and instrument playback. The microcontroller includes a powerful 8-bit RISC CPU that handles most of the speech/melody functions; an 8K word program ROM and a voice ROM with a capacity of up to 2M bytes. It has two speech channels and four melody channels that can be played back simultaneously. The speech synthesis is implemented by software with support for a wide range of sampling rates and different volume levels. The microcontroller also provides real instrument waveforms to ensure good quality audio melody.

The EM60000 provides one 8-bit input port and one 8-bit I/O port with internal pull-low/wake-up functions, and up to three general I/O ports. By software programming, applications such as section combination, trigger mode, output control, keyboard matrix, and other logic functions; can be easily implemented. All these powerful features combined to ensure device versatility to suit a wide range of application possibilities and implementation of user audio concepts.

---

## 2 Features

- Operating voltage: 2.4 ~ 5.5V
- 8-bit RISC CPU
- Two general-purpose timers and two speech timers with interrupts
- 8K word program ROM access
- Total of six audio channels: 2 speech and 4 melody channels which can be played simultaneously
- Wide-range of speech sampling rates: 4kHz to 20kHz (program controlled)
- Speech/voice algorithm implemented by software: PCM, ASPCM, ADPCM
- On-chip Voice ROM that extends up to 2M bytes
- Uses real instrument waveforms for high quality audio melody production
- Built-in 8-bit by 8-bit hardware multiplier with 16-bit result
- One 8-bit input port and one 8-bit I/O port with pull-low/wake-up functions
- Provides additional general-purpose I/O ports (up to 3 ports)
- Optional crystal oscillator or RC oscillator
- Two 8-bit current DAC outputs
- Built-in watchdog timer (WDT)

### 3 Block Diagram

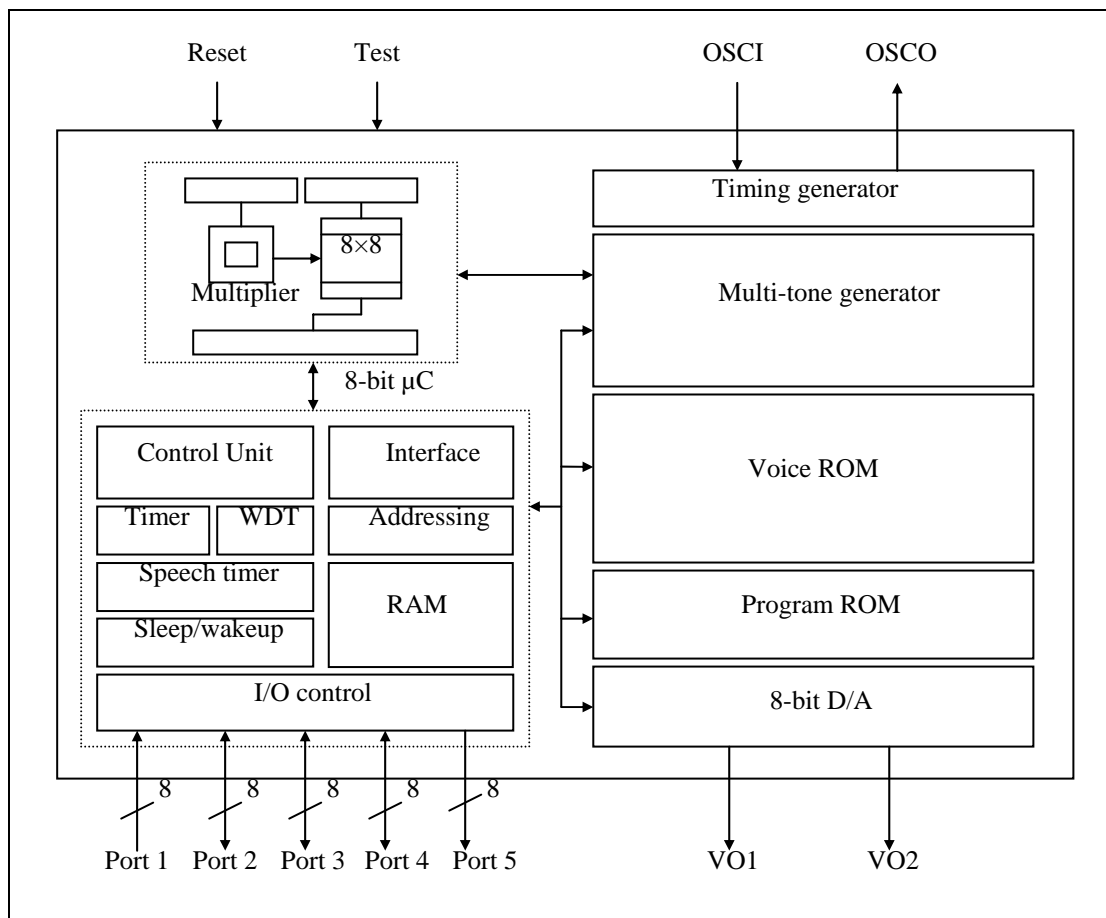


Figure 3-1 EM60000 Block Diagram

### 4 Selection Table

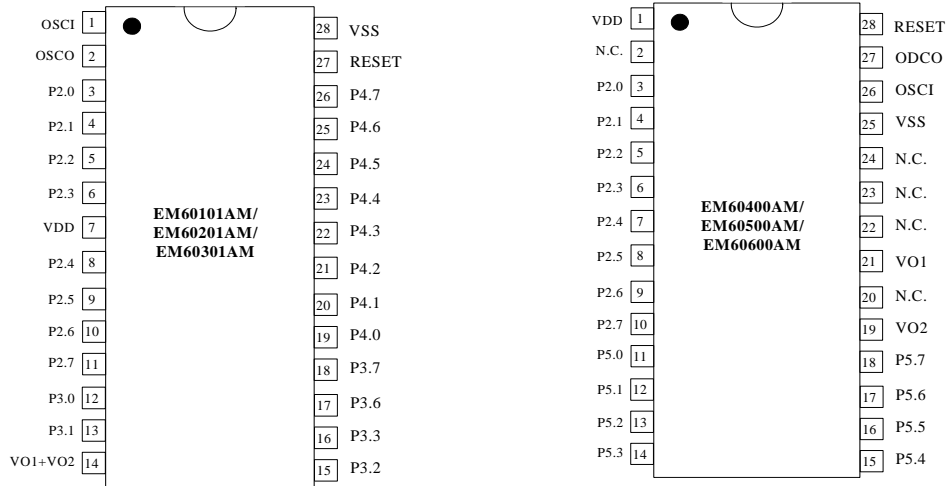
The EM60000 Series integrates an extensive range of features, most of which are common to all devices, except for some distinctive features like Program ROM and Data RAM. For user convenience in the choice of the most suitable product for their application, the following table is provided, which enumerates the main features of each device. All devices in the series have 8K×13 bit Program ROM and 144 bytes RAM.

Part Number	Voice ROM	Input Pin	I/O Pin	Output Pin
EM60001	32K × 8 bits	8 (Port 1)	16 (Ports 2, 3)	None
EM60101	64K × 8 bits	8 (Port 1)	24 (Ports 2, 3, 4)	None
EM60201	128K × 8 bits	8 (Port 1)	24 (Ports 2, 3, 4)	None
EM60301	256K × 8 bits	8 (Port 1)	24 (Ports 2, 3, 4)	None
EM60400	512K × 8 bits	8 (Port 1)	24 (Ports 2, 3, 4)	8 (Port 5)
EM60500	1024K × 8 bits	8 (Port 1)	24 (Ports 2, 3, 4)	8 (Port 5)
EM60600	2048K × 8 bits	8 (Port 1)	24 (Ports 2, 3, 4)	8 (Port 5)
EM60600S	2048K × 8 bits	8 (Port 1)	24 (Ports 2, 3, 4)	8 (Port 5)

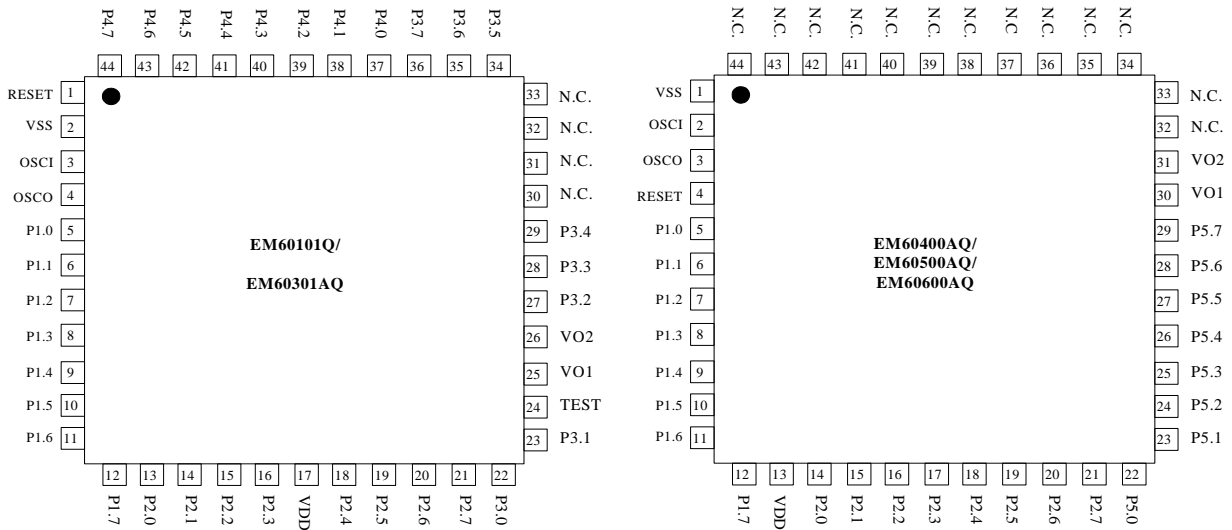


## 5 Pin Assignment

EM60101-AM/EM60201-AM/EM60301-AM/EM60400-AM/EM60500-AM/ EM60600-AM  
– SSOP28L

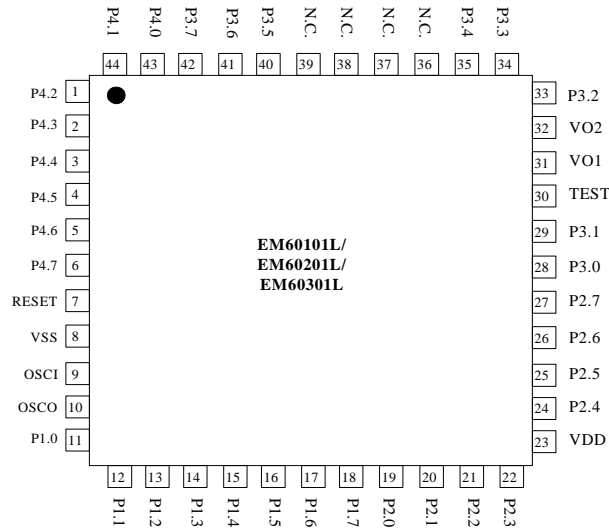


EM60101-Q/ EM60301-AQ/EM60400-AQ/EM60500-AQ/EM60600-AQ – QFP44L






**EM60101-L/EM60201-L/EM60301-L – PLCC44L**



**EM60600S-Q – QFP100L**





## 6 Pin Description

Symbol	I/O	Function Description
OSCI	I	Crystal in/Resistor
OSCO	O	Clock output
P1.0 ~7	I	Bits 0 ~7 of Port 1
P2.0 ~7	I/O	Bits 0 ~7 of Port 2
P3.0 ~7	I/O	Bits 0 ~7 of Port 3
P4.0 ~7	I/O	Bits 0 ~7 of Port 4 (except EM60001)
P5.0 ~7	O	Bits 0 ~7 of Port 5 (except EM60001, EM60101, EM60201, EM60301)
VO1	O	Current output of DAC 1
VO2	O	Current output of DAC 2
VDD	-	Positive power supply
VSS	-	Negative power supply
TEST	I	For testign use only (normally floating)
RESET	I	Reset pin (active low, internal pull-high)

## 7 Absolute Maximum Ratings

Parameter	Specification
Supply voltage ( $V_{DD} - V_{SS}$ )	-0.3V to +7.0V
Input voltage	$V_{SS} - 0.3V$ to $V_{DD} + 0.3V$
Operating temperature	-20°C to 70°C
Storage temperature	-55°C to 125°C

## 8 Electrical Characteristics

- For EM60001/101/201/301/400/500/600 (Temperature: 25°C, VSS=0V)

Items	Symbol	Condition	Min.	Typ.	Max.	Unit
Operating Voltage	VDD	-	2.4	-	5.5	V
Standby Current	ISB	VDD=3V	-	-	1.0	μA
		VDD=4.5V	-	-	5	
Operating Current	IOP	VDD=3V, FOSC=4MHz, No load	-	1.5	3	mA
		VDD=4.5V, FOSC=6MHz, No load	-	3	5	
Drive Current of Ports 2, 3, 4, & 5	IOH	VDD=3V, VOH=2.4V	2	-	-	mA
		VDD=4.5V, VOH=2.4V	9	-	-	
Sink Current of Ports 2, 3, 4, & 5	IOL	VDD=3V, VOL=0.4V	2.5	-	-	mA
		VDD=3V, VOL=1.5V	-	-	12	
		VDD=4.5V, VOL=0.4V	3.5	-	-	
		VDD=4.5V, VOL=3V	-	-	24	
Input Voltage of All Input Ports (Without Internal Pull-low)	V <sub>IH</sub>	VDD=3V	1.4	-	-	V
	V <sub>IL</sub>	VDD=3V	-	-	0.6	
	V <sub>IH</sub>	VDD=4.5V	1.8	-	-	
	V <sub>IL</sub>	VDD=4.5V	-	-	0.8	
Input Current (With Internal Pull-low)	II	VDD=3V	-	3	5	μA
		VDD=4.5V	-	8	12	
D/A Output Current (Maximum volume)	IVO	VDD=3V, VO=0.7V	2	3	4	mA
		VDD=4.5V, VO=0.7V	2	3	4	
Operating Frequency Range	FOSC	VDD=2.4V	-	-	4	MHz
		VDD=4.5V	-	4	6	
Warm-up/Wake-up time	TW	VDD=4.5V	12	18	24	Ms



■ For EM60600S (Temperature: 25°C, VSS=0V)

Items	Symbol	Condition	Min.	Typ.	Max.	Unit
Operating Voltage	VDD	-	2.4	-	3.6	V
Standby Current	ISB	VDD=3V	-	-	1.0	μA
Operating Current	IOP	VDD=3V, FOSC=4MHz, No load	-	1.5	3	mA
Drive Current of Ports 2, 3, 4, & 5	IOH	VDD=3V, VOH=2.4V	2	-	-	mA
Sink Current of Ports 2, 3, 4, & 5	IoL	VDD=3V, VOL=0.4V	2.5	-	-	mA
	IoL	VDD=3V, VOL=1.5V	-	-	12	mA
Input Voltage of All Input Ports (Without Internal Pull-low)	VIH	VDD=3V	1.4	-	-	V
	VIL	VDD=3V	-	-	0.6	V
Input Current (With Internal Pull-low)	Ii	VDD=3V	-	3	5	μA
D/A Output Current (Maximum volume)	Ivo	VDD=3V, VO=0.7V	2	3	4	mA
Operating Frequency Range	FOSC	VDD=3V	-	-	4	MHz
Warm-up/Wake-up time	TW	VDD=3 V	32	36	45	Ms



## 9 Other Specifications

### 9.1 Internal Oscillator Frequency

- For EM60001

External Resistor (R <sub>EXT</sub> )	System Frequency (F <sub>osc</sub> )
470K $\Omega$	500kHz
220K $\Omega$	1MHz
120K $\Omega$	2MHz
56K $\Omega$	4MHz
39K $\Omega$	6MHz

- For EM60101 & EM60201

External Resistor (R <sub>EXT</sub> )	System Frequency (F <sub>osc</sub> )
240K $\Omega$	500kHz
120K $\Omega$	1MHz
60K $\Omega$	2MHz
30K $\Omega$	4MHz
20K $\Omega$	6MHz

- For EM60301, EM60400 and EM60500

External Resistor (R <sub>EXT</sub> )	System Frequency (F <sub>osc</sub> )
400K $\Omega$	500kHz
200K $\Omega$	1MHz
100K $\Omega$	2MHz
50K $\Omega$	4MHz
33K $\Omega$	6MHz

- For EM60600 & EM60600S

External Resistor (R <sub>EXT</sub> )	System Frequency (F <sub>osc</sub> )
200K $\Omega$	1MHz
100K $\Omega$	2MHz
50K $\Omega$	4MHz