



tel: 516-746-2310 fax: 516-742-2416

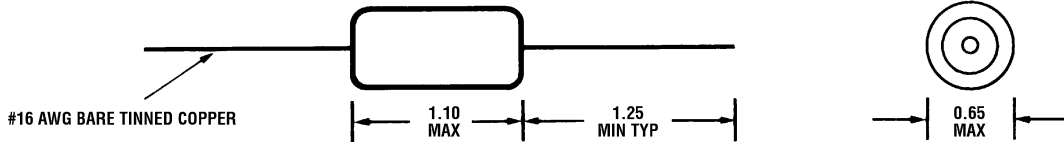
email: caddell-burns@erols.com

258 East Second Street

Mineola, New York 11501-3508

HIGH CURRENT CHOKES

TYPE 7230 10 μ H - 10mH 10% Tolerance
Recommended Mounting Pitch — 1.35"



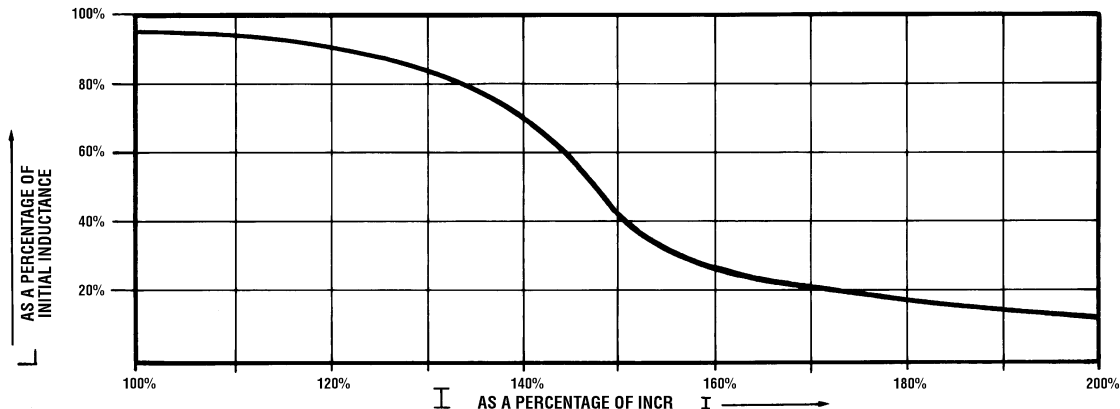
NOTES:

1. INDUCTANCE measured on QuadTech/GenRad 1659 RLC Digibridge at 1.0 KHz.
2. CURRENT RATING (Rated IDC) is based on 0.75 watt power dissipation (I^2R) for an approximate 20°C temperature rise. Depending on the application, these units may be operated at higher currents.
The core material for the 7230 series has been chosen for optimum current handling capability. Because this material has a relatively low volume resistivity, the core will appear as a shunt resistance on the order of 1 Kilohm, which may have to be taken into account when determining total power dissipation; e.g., if the induced voltage across the coil is 10 volts, there will be a V^2/R loss on the order of 0.10 watt, in addition to the I^2R losses associated with the winding.
3. INCREMENTAL CURRENT (INCR I) is the approximate current at which the inductance will be decreased by 5% from its initial (zero-DC) value because of saturation. If the current is increased beyond INCR I, the inductance will continue to decrease as shown by the saturation curve below.
4. DIELECTRIC WITHSTANDING VOLTAGE: 1000 VRMS.
5. OPERATING TEMPERATURE RANGE: -55° to +105°C.
6. Marking – Printed with Caddell-Burns Part Number.
7. Materials:
Coil Form: Ferrite
Magnet Wire: Per FED SPEC J-W-001177/9
Jacket: Per MIL-I-23053/5, Class 1.
Flame Retardant IAW UL 224, Class 1.

STANDARD VALUES: (Other values are available on special order.)

Part No.	Nominal Inductance	DCR $\pm 20\%$ Ohms	Min. SRF MHz	Rated IDC Amps	INCR I Amps	Part No.	Nominal Inductance	DCR $\pm 20\%$ Ohms	Min. SRF MHz	Rated IDC Amps	INCR I Amps
7230-01	10 μ H	0.0065	5.4	11	23	7230-20	390 μ H	0.21	0.70	1.9	3.8
7230-02	12	0.0070	4.7	10	22	7230-21	470	0.29	0.63	1.6	3.5
7230-03	15	0.0080	4.2	9.7	19	7230-22	560	0.32	0.56	1.5	3.2
7230-04	18	0.011	3.8	8.3	18	7230-23	680	0.43	0.51	1.3	2.9
7230-05	22	0.016	3.4	6.9	16	7230-24	820	0.47	0.45	1.3	2.6
7230-06	27	0.021	3.1	6.0	14	7230-25	1.0 mH	0.54	0.41	1.2	2.4
7230-07	33	0.023	2.8	5.7	13	7230-26	1.2	0.71	0.36	1.0	2.2
7230-08	39	0.025	2.5	5.5	12	7230-27	1.5	1.0	0.33	0.87	1.9
7230-09	47	0.028	2.2	5.2	11	7230-28	1.8	1.1	0.30	0.83	1.8
7230-10	56	0.031	2.0	4.9	10	7230-29	2.2	1.3	0.27	0.76	1.6
7230-11	68	0.043	1.8	4.2	9.0	7230-30	2.7	1.7	0.24	0.66	1.4
7230-12	82	0.047	1.6	4.0	8.3	7230-31	3.3	2.3	0.22	0.57	1.3
7230-13	100	0.063	1.5	3.5	7.6	7230-32	3.9	2.5	0.20	0.55	1.2
7230-14	120	0.086	1.4	3.0	6.8	7230-33	4.7	2.8	0.18	0.52	1.1
7230-15	150	0.097	1.2	2.8	6.1	7230-34	5.6	3.1	0.16	0.49	1.0
7230-16	180	0.11	1.1	2.6	5.6	7230-35	6.8	4.2	0.14	0.42	0.91
7230-17	220	0.12	0.95	2.5	5.1	7230-36	8.2	4.7	0.13	0.40	0.83
7230-18	270	0.17	0.85	2.1	4.6	7230-37	10	5.3	0.12	0.38	0.75
7230-19	330	0.19	0.77	2.0	4.1						

TYPE 7230 TYPICAL SATURATION CURVE




SEND YOUR REQUIREMENTS. PROMPT QUOTES.

QUALITY COILS SINCE 1946



- [Home](#)
- [Catalog](#)
- [RohS](#)
- [Price List](#)
- [Contact Us](#)



MADE IN THE USA

All of our products are manufactured at our facility in Mineola, New York, using domestic labor and materials, and are available direct from the factory. Caddell-Burns does not sell through distributors.

RoHs compliant information

Caddell-Burns components contain no measurable quantities of mercury, cadmium, hexavalent chromium, polybrominated biphenyls, or polybrominated diphenyl ethers.

We are in the process of phasing out tin-lead solder in our process, replacing it with a lead-free tin-silver eutectic alloy. We anticipate that all future production will be lead-free, but we still have inventory of parts containing lead.

Rather than change our part numbering system, we are adding the suffix "LF" to our existing part numbers, to indicate that the parts are lead-free and fully ROHS compliant. We will maintain a dual-inventory system until our existing inventory is depleted. Therefore, orders requiring ROHS compliant parts should include the "LF" suffix with the part number.

•

