

**FEATURES**

- DESIGNED FOR HEAVY SHOCK AND VIBRATION.
- UNIFORM CLAMPING FORCE AND HIGH THERMAL TRANSFER.
- NARROW WIDTH FOR MAXIMUM PCB COMPONENT AREA.
- LOW PROFILE DESIGN ALLOWS FOR DECREASED SLOT PITCH.
- CAPTIVATED REAR WEDGE.
- LIGHT WEIGHT = ASSEMBLY LENGTH X .085 OZ [2.41 G] OR [.95 G/CM].
- SPECIAL LENGTHS, FINISH, AND OTHER DESIGN OPTIONS AVAILABLE UPON REQUEST.

**MATERIAL**

MOUNTING BAR AND WEDGES: ALUMINUM 6063-T6.  
 ALL OTHER HARDWARE: 18-8 STAINLESS STEEL, PASSIVATED.

PARTS ARE SHIPPED AS COMPLETE ASSEMBLY IN RELAXED STATE EXCEPT FOR RIVET MOUNT OPTION.

RECOMMENDED DRIVE SCREW TORQUE IS 6 IN-LBS [68 N-CM].

**PROPRIETARY AND CONFIDENTIAL**  
 THE INFORMATION CONTAINED IN THIS DRAWING IS THE SOLE PROPERTY OF WAKEFIELD-VETTE. ANY REPRODUCTION IN PART OR AS A WHOLE WITHOUT THE WRITTEN PERMISSION OF WAKEFIELD-VETTE IS PROHIBITED.  
 MATERIAL: SEE PART DETAILS  
 FINISH: SEE FINISH TABLE

UNLESS OTHERWISE SPECIFIED: DIMENSIONS ARE IN INCHES TOLERANCES:	NAME	DATE
MACHINED SURFACES ANGULAR ±1°	DRAWN	RSB
TWO PLACE DECIMAL ±.02	CHECKED	5 FEB 2013
THREE PLACE DECIMAL ±.005	APPR.	
INTERPRET GEOMETRIC TOLERANCING PER: ASME Y-14.5M	THIRD ANGLE PROJECTION	
DO NOT SCALE DRAWING		
	CAGE CODE	3E7UB

**wakefield-vette**

TITLE: WEDGELock DATASHEET  
 .260 X .250 PROFILE

SIZE DWG. NO. REV  
**C** 426C-DS 02/13

SCALE: NONE SHEET 1 OF 2

[LLL] LENGTH TABLE			
ASSY LENGTH [LLL]	[H] MTG X	[C] OPTION X/2	
480	2.900	1.450	
530	3.400	1.700	
580	3.900	1.950	
630	4.400	2.200	
680	4.900	2.450	
730	5.400	2.700	
780	5.900	2.950	
OTHER LENGTHS AVAILABLE UPON REQUEST			

[H] MOUNTING TABLE	
DASH NO	DESCRIPTION
A	NO MOUNTING HOLES
R	$\phi .068/.073$ THRU $\checkmark 100^\circ$ X $\phi .213$
T	#0-80 UNF-2B THREADS
S	#2-56 UNC-2B THREADS
U	M2 X .4-6H THREADS
M	M2.5 X .45-6H THREADS

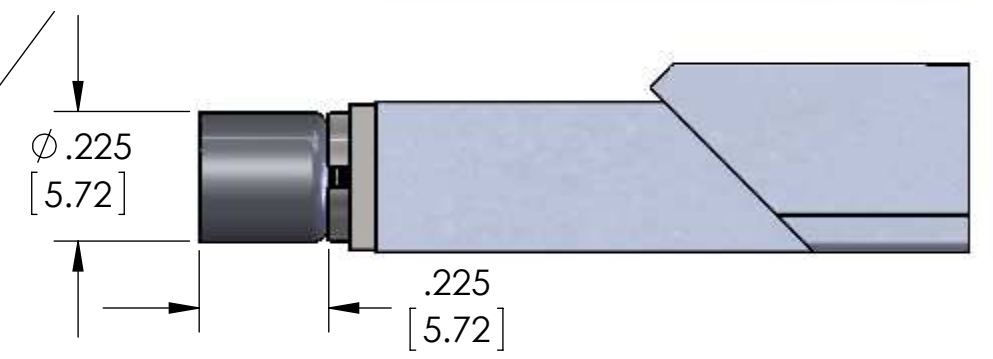
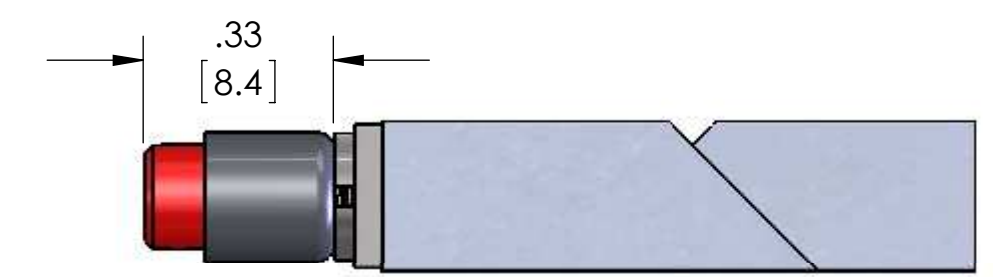
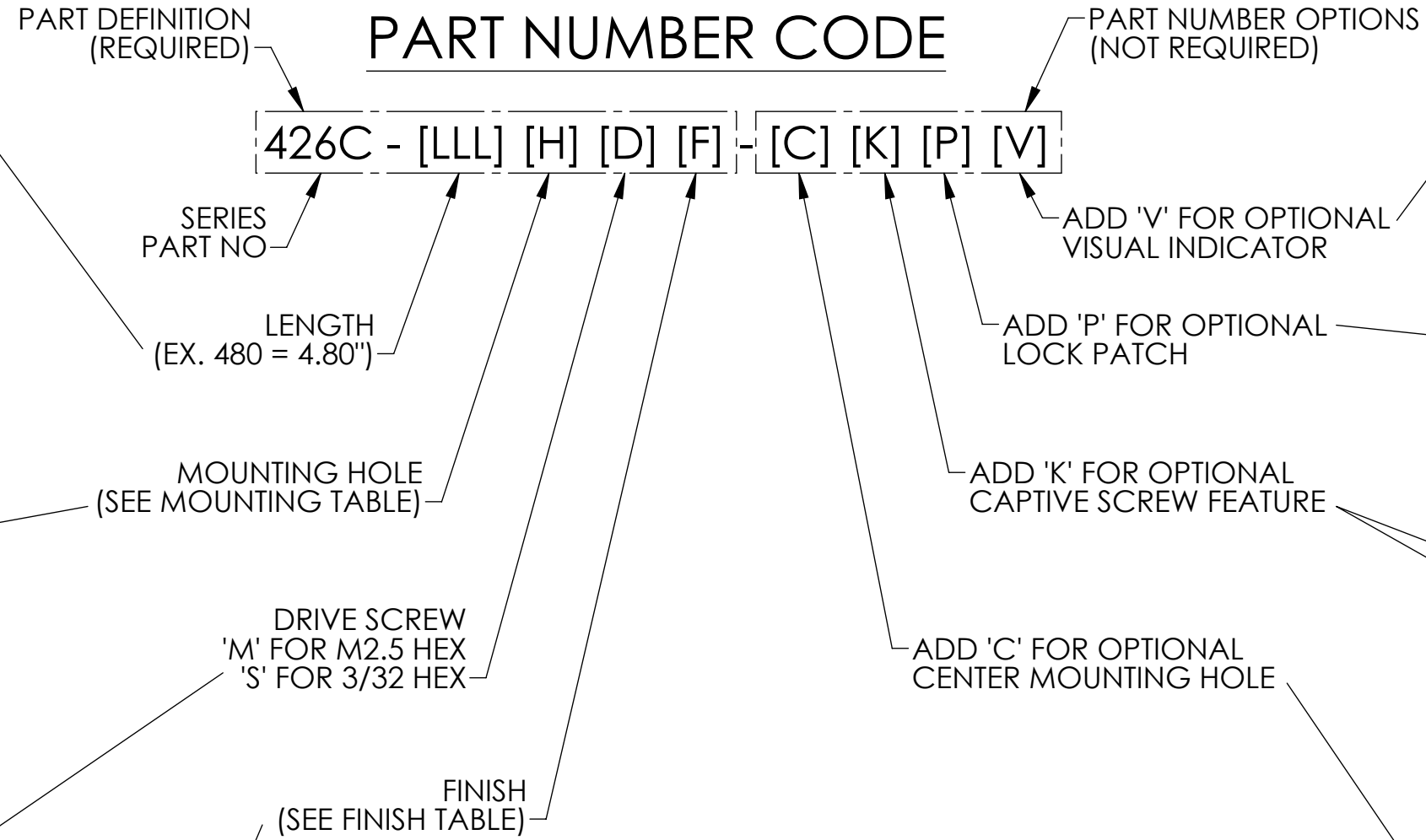
[F] FINISH TABLE	
DASH NO	DESCRIPTION
A	NONE
C	CHEM FILM PER MIL-DTL-5541, CLASS 1A, TYPE I (CLEAR)
G	CHEM FILM PER MIL-DTL-5541, CLASS 1A, TYPE I (GOLD)
B	BLACK ANODIZE PER MIL-A-8625, TYPE II, CLASS 2
H	HARD BLACK ANODIZE PER MIL-A-8625, TYPE III, CLASS 2
N	NICKEL PLATE PER QQ-N-290, CLASS 1, GRADE G, BRIGHT
E	ELECTROLESS NICKEL PER MIL-C-26074, CLASS 4, GRADE B, BRIGHT
T	TRIVALENT CHEM FILM PER MIL-DTL-5541, CLASS 1A, TYPE II (CLEAR), RoHS COMPLIANT
ALL THREADS ARE GAUGED PRIOR TO PLATING	

**PART#1 EXAMPLE: 426C-480UMG**  
4.80" LENGTH, M2 MOUNT HOLES, METRIC M2.5 SOCKET HEAD, GOLD CHEM FILM

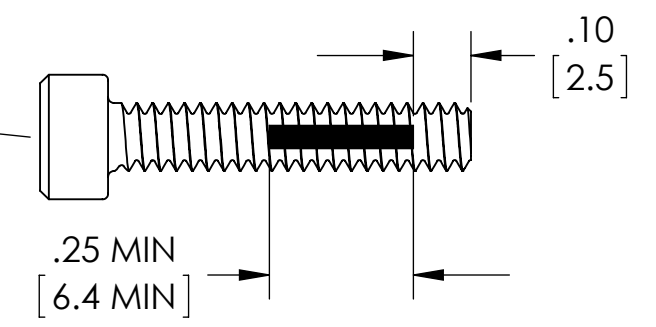
**PART#2 EXAMPLE: 426C-480UMG-CP**  
SAME AS ABOVE PLUS CENTER MOUNTING HOLE AND LOCK PATCH OPTIONS

### PART NUMBER CODE

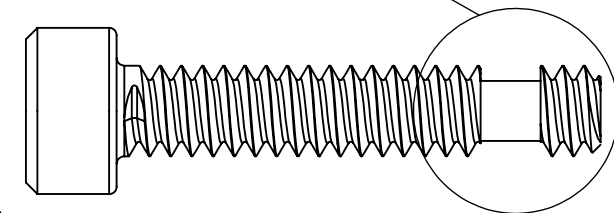
426C - [LLL] [H] [D] [F] - [C] [K] [P] [V]



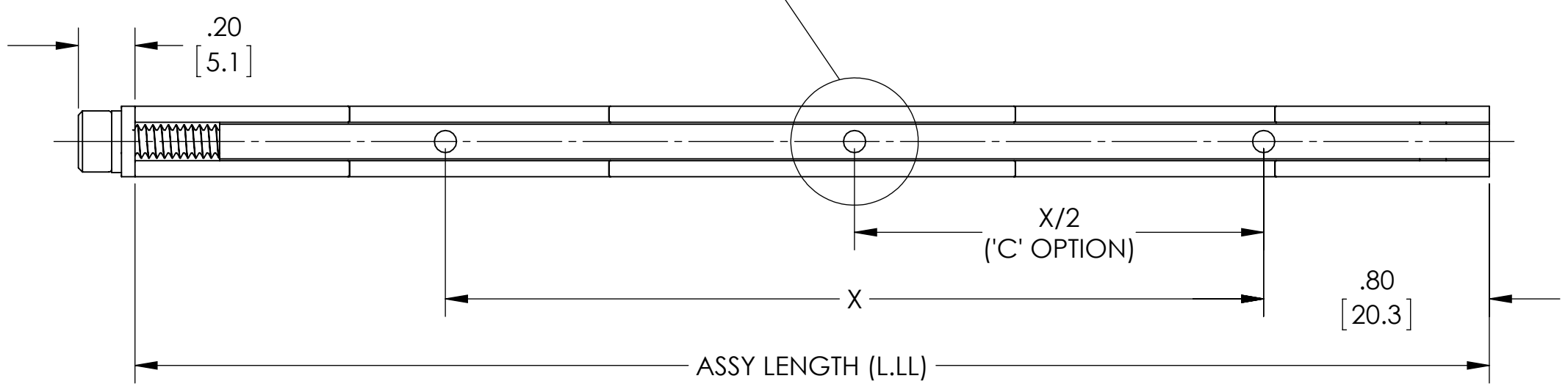
**'V' OPTION**  
VISUALLY CONFIRMS LOCKED IN PLACE WHEN RED SCREW HEAD IS CONCEALED



**'P' OPTION**  
NYLON PATCH PER MIL-F-18240 PROVIDES ADDITIONAL RESISTANCE TO SHOCK AND VIBRATION



**'K' OPTION**  
CAPTIVATES SCREW BY FREE-SPINNING WHEN WEDGELock IS IN RELAXED POSITION



### BOTTOM VIEW