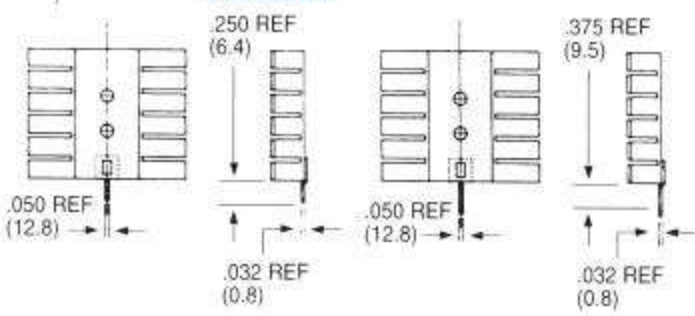
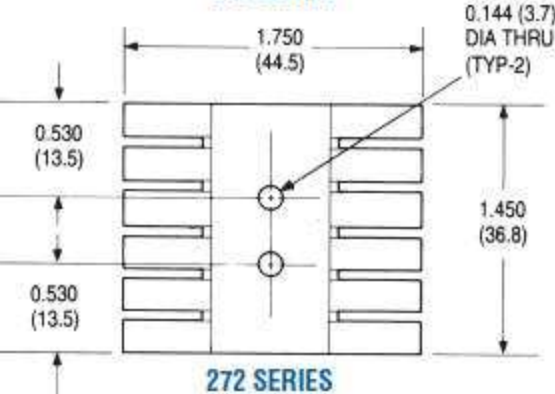
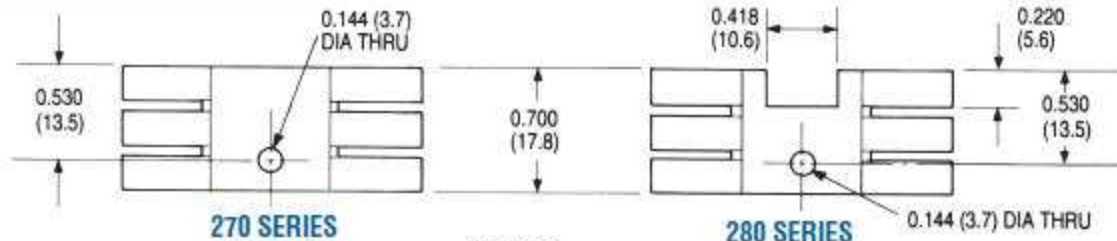


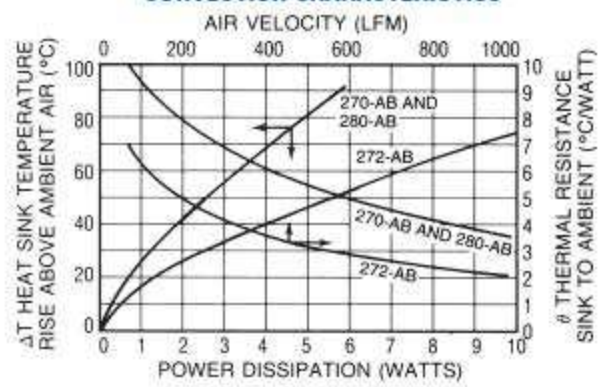
wakefield-vette

Standard P/N	PC Board in. (mm)	Maximum Footing in. (mm)	Solderable Tab Options	Natural Convection	Forced Convection	Weight lbs. (grams)
270-AB	0.375 (9.4)	1.750 (44.5) x 0.700 (17.8)	—	70°C @ 4W	6.0°C/W @ 400 LFM	0.0052 (2.36)
272-AB	0.375 (9.4)	1.750 (44.5) x 1.450 (36.8)	01,02	42°C @ 4W	3.6°C/W @ 400 LFM	0.0105 (5.72)
280-AB	0.375 (9.4)	1.750 (44.5) x 0.700 (17.8)	—	70°C @ 4W	6.0°C/W @ 400 LFM	0.0048 (2.18)

MECHANICAL DIMENSIONS



NATURAL AND FORCED CONVECTION CHARACTERISTICS



Dimensions: in. (mm)

Note:
 1. Suggested Tab Hole = 0.075 ±0.003 plated with 0.100 pad

