


TEK200 Series

200 Watt U-Frame Switching Power Supply
Single & Dual Outputs ranging from 3.0~56 VDC



Product Features:

- Universal AC input with Power Factor Correction
- Small Size - only 6.80 x 3.80 x 1.50"
- 100% Burn-in, hi pot tested
- Price competitive design
- Signals including Enable & DC OK
- Auxiliary Fan Output Function
- EN61000-3-2 / IEC100-3-2 Compliant
- Worldwide Safety Approvals
- EN55022 & FCC Class B Emissions
- CE Mark



INPUT SPECIFICATIONS:

VOLTAGE	Universal VAC Input (90~264 VAC)
FREQUENCY	47-63Hz
INRUSH	35A @ 110VAC (Max Cold Start)
CURRENT	4A @ 100 VAC (Max Continuous)
PROTECTION	Single 5A Fuse / 250 VAC
LEAKAGE	<1500uA Max @ 264 VAC
HOLD-UP	20ms Minimum (80% Load)
HARMONICS	EN61000-3-2 Class D Compliant

OUTPUT SPECIFICATIONS:

ADJUSTMENT RANGE	±5% (Minimum)
MINIMUM LOAD	10% of V1 (Duals Only)
LINE REGULATION	±1% Max over entire input range
LOAD REGULATION	±1% maximum
RIPPLE	±1% or 50mV pk-k max, whichever is greater (20MHz)
SETPOINT ACCURACY	±1%
OVER CURRENT	115-140% (Auto-Recovery)
OVER VOLTAGE PROTECTION	Latches at >130% of Vnom (V1 only)

STATUS & CONTROL SPECIFICATIONS:

REMOTE ON/OFF	High signal enables output VDC
DC OK	High Signal indicates DC Output is on and within regulation
AUXILIARY FAN	12V @ 300mA

GENERAL SPECIFICATIONS:

OPERATING TEMPERATURE	0 ~ +70°C (Derate 2.5% per °C above 50°C)
STORAGE TEMPERATURE	-40 ~ +85°C
COOLING	17 cfm Airflow for full load
HUMIDITY	5-95% (non-condensing)
VIBRATION	10-55Hz, 2G, 3Min Period, / 60 min each (3 axes)
SHOCK	20G Peak Acceleration
RELIABILITY	>100k Hrs (according to MIL-HBK-217F) at 30°C

EMISSIONS:

EMISSIONS	EN55022 Level B (Conducted)
ELECTROSTATIC DISCHARGE	EN61000-4-2, 4kV Contact / 8kV Air
RADIED SUSCEPTIBILITY	EN61000-4-3, 26-1000MHz, 10V/M, 80%AM
EFT / BURSTS	EN61000-4-4, 2kV
SURGES	EN61000-4-5, 2kV Earth, 1kV Line-Line
CONDUCTED IMMUNITY	EN61000-4-6, 0.15-800MHz, 10V 80%
VOLTAGE DIPS	EN61000-4-10, 95% Dip & 10ms, 30% Dip & 500ms
VOLTAGE INTERRUPTIONS	EN61000-4-11, 95% reduction, 5ms
FLUCTUATIONS & FLICKER	EN61000-3-3

SAFETY STANDARDS:

UL /CUL	60950-1
CSA	22.2 No. 60950-1
TUV	EN60950-1
CB REPORT	IEC 60950-1
CE MARK	Low Voltage Directive



lhvpower.com

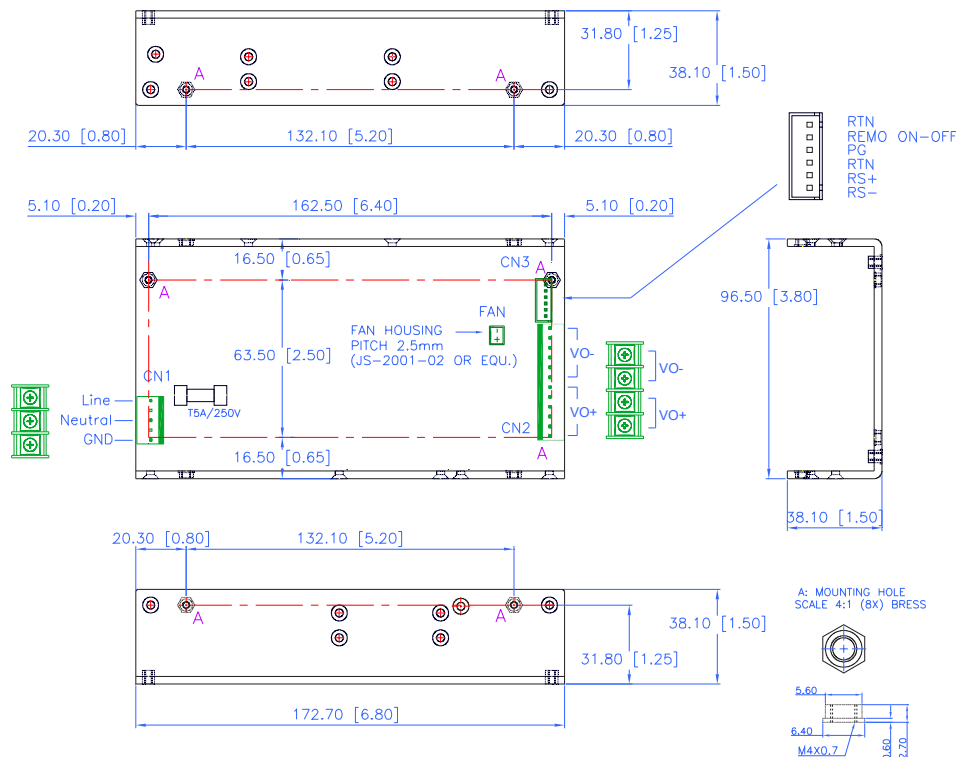
TEK200 Series

200 Watt U-Frame Switching Power Supply Single & Dual Outputs ranging from 3.0~56 VDC

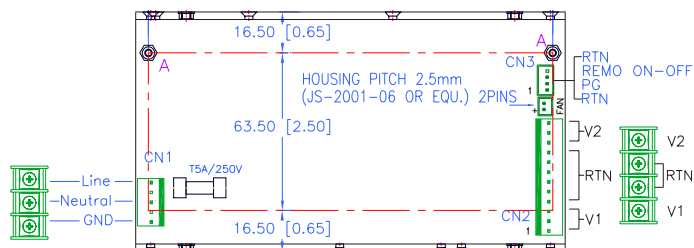
PART #	INPUT	V1 / A1	NOTE
TEK200UPSA		3.3V 30A	Factory Setpoint 3.0~4.0 VDC
TEK200UPSB		5.0V 40A	Factory Setpoint 5.0~6.0 VDC
TEK200UPSC-12		12V 16.7A	Factory Setpoint 12~16 VDC
TEK200UPSC-15		15V 13.3A	Factory Setpoint 12~16 VDC
TEK200UPSD		24V 8.34A	Factory Setpoint 20~30 VDC
TEK200UPSE		48V 41.7A	Factory Setpoint 35~56 VDC
LV200DU-0512		5.0V 25.00A	Total power Not to exceed 200 Watts
LV200DU-0524		+5.0V 25.00A	Total power Not to exceed 200 Watts
LV200DU-1224		+12V 16.6A	Total power Not to exceed 200 Watts

- Standard Connections are Molex. Add the Suffix "T" to designate Terminal Block connectors.
- AC Input Connector (CN1): Mating Molex Part No. 09-91-0500 or equivalent (5 pin, 3 used) PCB is Labeled: L = Line; N = Neutral; G = Chassis Ground Mating Pins; Molex Engineering Series 2478, 2578, 8818 or Howder Terminal block Part No. FTB-702-3P (3 pin).
- Output Connector (CN2): Mating Molex Part No. 09-91-1200 (12 pin) or Howder Terminal block Part No. HD-301-4P (4 pin).
- Logic signal connectors (CN3): Mating JST XHP-4 or equivalent (CHYAO SHIUNN JS-2001-04). Mating Pins: JST SXH-002T-P0.6 FOR AWG 30 to 26.
- Fan Drive: Mating JST Part No. XHP-2 or equivalent (CHYAO SHIUNN JS-2001-02).
- Mounting Inserts: 8 Places M4. Maximum Penetration 4mm see outline drawing for location.

Single Output Models:



Dual Output Models:



lhvpower.com