


HTK400-O Series

400 Watt Open-Frame Power Supply
Single Outputs ranging from 3.3~54 VDC



Product Features:

- 400 Watt Single Output Switcher
- Universal AC Input with Active PFC
- Measures only 6.70 x 3.70 x 1.69"
- Full-Featured Status & Control Signals
- Multiple Connector Options:
 - Quick-Connect / Molex Connections
 - Terminal Block Connections
 - Euro Strip Connections
- 700k hours MTBF per Belcore SR-332
- International Safety Approvals & CE Mark



INPUT SPECIFICATIONS:

VOLTAGE	Universal AC Input (90-264 VAC)
FREQUENCY	47-63Hz
INRUSH	<60A @ 230VAC, 60Hz, Full Load
CURRENT	6.5A @ 90 VAC maximum Full Load
PROTECTION	Single 7A Fuse, Fast blow type
LEAKAGE	<750 μ A @ 110 VAC, 60Hz
HOLD-UP	20ms @ >85VAC
EFFICIENCY	80-85% typical, full load, 230VAC
HARMONICS	EN61000-3-2 Class D Compliant

OUTPUT SPECIFICATIONS:

MINIMUM LOAD	None
ADJUSTMENT RANGE	Set at factory
LINE REGULATION	<1.0% over entire input range, full load
LOAD REGULATION	<1.0% from no load to maximum load
TEMP REGULATION	<0.02%/°C or 1mV/°C whichever is greater
RIPPLE	<1 \pm % (20MHz)
SETPPOINT ACCURACY	1% (maximum)
OVER CURRENT	110-135% (Auto-Recovery)
OVER VOLTAGE PROTECTION	125-135%

STATUS & CONTROL SPECIFICATIONS:

REMOTE SENSE	Compensates for up to 65mV Drop
REMOTE ON/OFF	Low or open circuit to enable output
POWER GOOD	High Signal indicates DC Output is on and within regulation
CURRENT SHARE	Single Wire, \pm 10% accuracy (optional)
CURRENT MONITOR	0.5V to 3.0V signal changes linearly to represent 0% load to 100% load
AUXILIARY OUTPUT	+12VDC provided for fan drive
FAN FAIL	Power Good signal will indicate a fan failure

GENERAL SPECIFICATIONS:

OPERATING TEMPERATURE	0 ~ +70°C (Derate linearly from 100% load at 50°C to 50% load at 70°C.)
STORAGE TEMPERATURE	-20°C ~ +85°C
COOLING	24CFM minimum
HUMIDITY	5-90% (non-condensing)
VIBRATION	5-50Hz, Acceleration \pm 7.35M/s ² (3 axes)
SHOCK	20G Peak Acceleration
RELIABILITY	>150,000 Hours (Per Mil HDBK-217), 700,000 Hours (Per Belcore SR-332)

EMISSIONS:

EMISSIONS	EN55022/ CISPR 22 Level B (Conducted)
ELECTROSTATIC DISCHARGE	EN61000-4-2, 8kV, Level 4
RADIATED SUSCEPTIBILITY	EN61000-4-3, Level 3
EFT/BURSTS	EN61000-4-4, \pm 4kV, Level 4
SURGES	EN61000-4-5, 2kV Earth, 1kV Line-Line, Class 3
CONDUCTED IMMUNITY	EN61000-4-6, 0.15-800MHz, 10V 80%
VOLTAGE DIPS	EN61000-4-10, 95% Dip & 10ms, 30% Dip & 500ms
VOLTAGE INTERRUPTIONS	EN61000-4-11, 95% reduction, 5ms
FLUCTUATIONS & FLICKER	EN61000-3-3

SAFETY STANDARDS:

CE MARK	Low Voltage Directive, 89/336/EEC
UL/CUL	1950 / 22.2 # 234
TUV	EN60950-1
CB REPORT	IEC60950-1



lhvpower.com

HTK400-O Series

400 Watt Open-Frame Power Supply
Single Outputs ranging from 3.3~54 VDC

PART #	INPUT	OUTPUTS				NOTE
		V1 / A1	V2 / A2	V3 / A3	V4 / A4	
HTK400-3.300z	100-240	3.3V 80A				96A peak (3ms)
HTK400-0500z	100-240	5V 80A				96A peak (3ms)
HTK400-1200z	100-240	12V 33A				40A peak (3ms)
HTK400-1500z	100-240	15V 26.6A				32A peak (3ms)
HTK400-1800z	100-240	18V 22A				26.4A peak (3ms)
HTK400-2400z	100-240	24V 16.6A				20A peak (3ms)
HTK400-2800z	100-240	28V 14A				18.8A peak (3ms)
HTK400-3000z	100-240	30V 13A				15.6A peak (3ms)
HTK400-3600z	100-240	36V 11A				13.2A peak (3ms)
HTK400-4800z	100-240	48V 8.2A				9.8A peak (3ms)
HTK400-5400z	100-240	54V 7.4A				8.8A peak (3ms)

Define Output Connector Type, Replace "z" with:

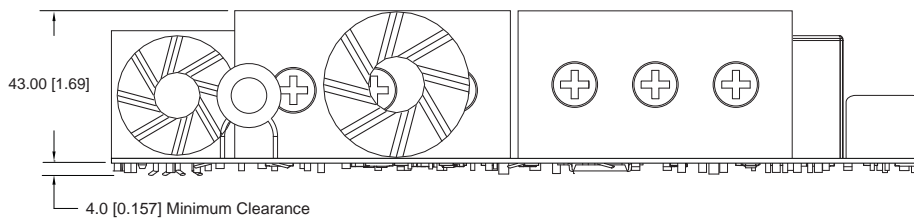
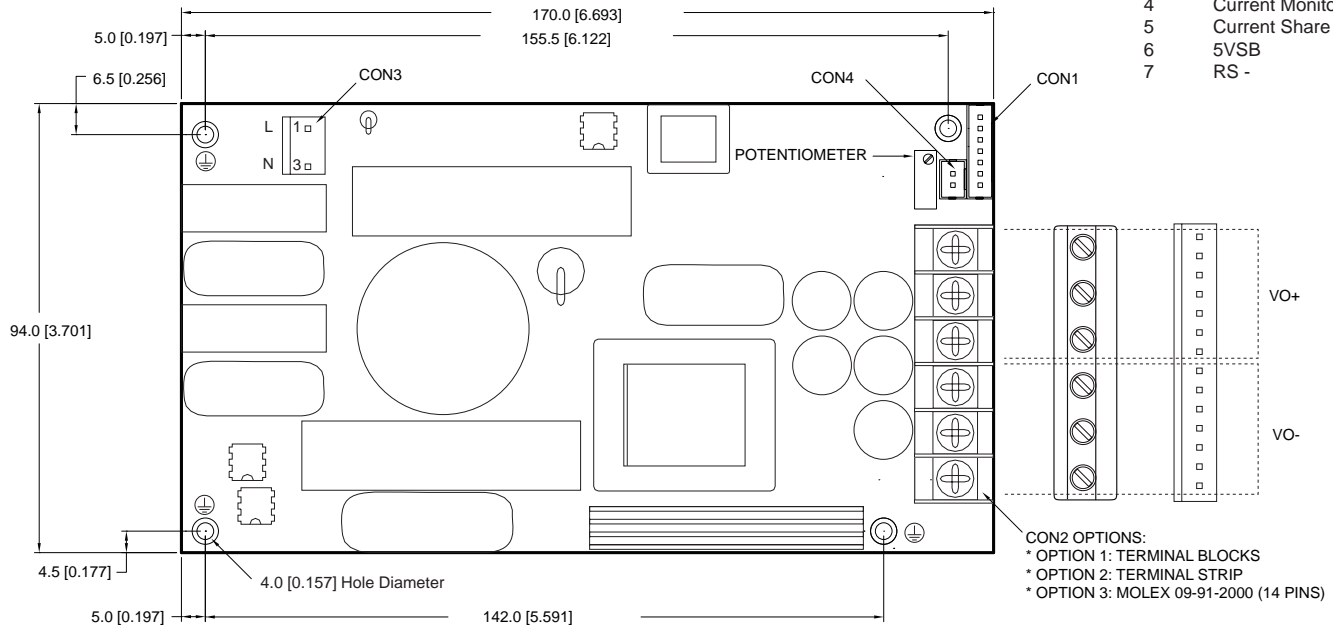
- 1 = Terminal Block
- 2 = Terminal Strip
- 3 = Mates with Molex 09-91-1200 (14 pins)

Connector 4:
Mates with JST B2B-PH-K

Connector 1:
Mates with JST P/N :B7B-PH-K

Pin #	Description
1	+Aux Fan
2	Return

Pin#	Description
1	Inhibit
2	Remote Sense +
3	Power Good +
4	Current Monitor
5	Current Share
6	5VSB
7	RS -



lhvpower.com

