

FAST RECOVERY EPITAXIAL DIODE	600V / 5A $V_F=1.8V @ I_F=5A, t_{rr}=20ns$
--------------------------------------	--

PRODUCT FEATURES

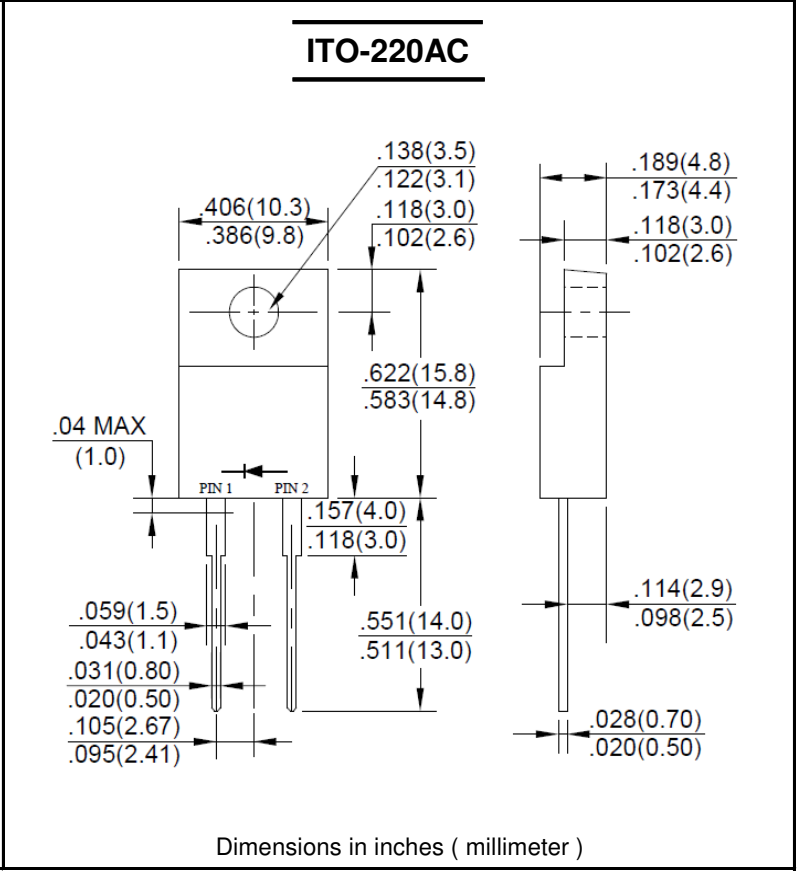
- Ultrafast Recovery Time
- Soft Recovery Characteristics
- Low Recovery Loss
- Low Forward Voltage
- High Surge Current Capability
- Low Leakage Current

APPLICATIONS

- Converter, PFC
- Freewheeling, Snubber
- UPS, Plating Power Supply
- Inversion Welder

MECHANICAL DATA

- Case : ITO-220AC Molded Plastic
- Epoxy : UL94V-0 rate flame retardant
- Polarity : As Marked



ABSOLUTE MAXIMUM RATINGS (TC=25°C unless otherwise specified)

PARAMETER	SYMBOL	VALUES	UNIT
		D5A06FT	
Maximum Repetitive Reverse Voltage	V_{RM}	600	V
Average Forward Current	$I_{F(AV)}$	5	A
Non-Repetitive Surge Forward Current	I_{FSM}	100	A
Power Dissipation	P_D	34.7	W
Operating Junction and Storage Temperatures	T_J, T_{STG}	-55 to + 150	°C
Thermal Resistance	Junction-to-Case	$R_{\theta JC}$	3.6 °C/w
Module-to-Sink		1.1	Nt.m
Weight		2.1	g

ELECTRICAL AND DYNAMIC RECOVERY CHARACTERISTICS (T_J=25°C, unless otherwise specified)

PARAMETER	TEST CONDITIONS	SYMBOL	Min.	Typ.	Max.	UNIT
Reverse Leakage Current	$V_R=600V$	I_{RM}	-	-	25	μA
	$V_R=600V, T_J=125°C$		-	-	500	μA
Forward Voltage	$I_F=5A$	V_F	-	1.5	1.8	V
	$I_F=5A, T_J=125°C$		-	-	1.6	V
Reverse Recovery Time	$I_F=1A, V_R=30V, di_F/dt=-200A/\mu s$	t_{rr}	-	20	25	ns
Reverse Recovery Time	$V_R=300V, I_F=5A$	t_{rr}	-	45	-	ns
Max. Reverse Recovery Current	$di_F/dt=-200A/\mu s, T_J=25°C$	I_{RRM}	-	3.6	-	A
Reverse Recovery Time	$V_R=300V, I_F=5A$	t_{rr}	-	78	-	ns
Max. Reverse Recovery Current	$di_F/dt=-200A/\mu s, T_J=125°C$	I_{RRM}	-	5.8	-	A

FIG. 1 - Typical Forward Voltage Drop Characteristics

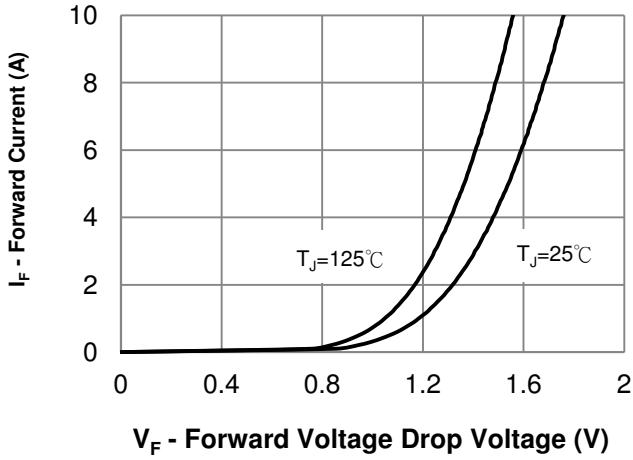


FIG. 2 - Typical Value of Reverse Current vs. Reverse Voltage

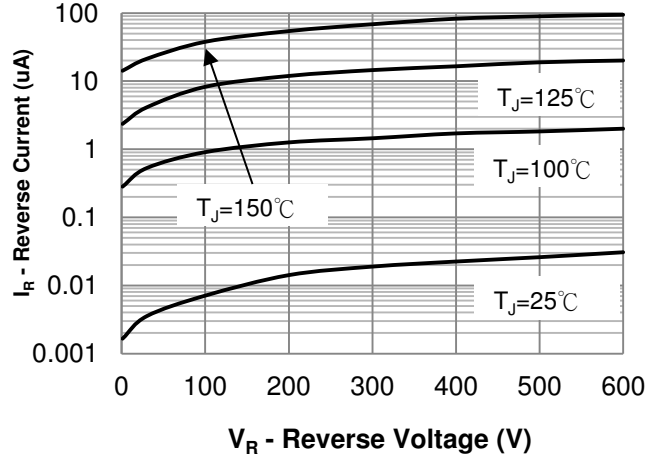


FIG. 3 - Typical Junction Capacitance vs. Reverse Voltage

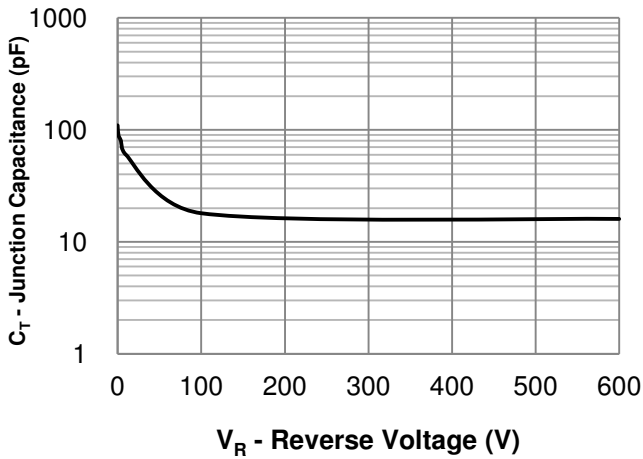


FIG. 4 - Average Forward Current vs. Maximum Allowable Case Temperature

