



PD3518P(N) thru PD3530P(N)

GLASS PASSIVATED AUTO RECTIFIERS	REVERSE VOLTAGE -19 to 45Volts FORWARD CURRENT -35 Amperes						
<p>FEATURES</p> <ul style="list-style-type: none"> ● Low forward volage drop ● High current capability ● High reliability ● High surge current capability <p>MECHANICAL</p> <ul style="list-style-type: none"> ● Case: OFC Heat Sink ● Encap:Epoxy Sealed Rated UL94V-0 ● Weight: 7.05gram 	<p>PRESS-FIT</p> <table border="1" style="margin-left: auto; margin-right: auto; border-collapse: collapse;"> <tr><th colspan="2">Ring color</th></tr> <tr><td>P</td><td>Black</td></tr> <tr><td>N</td><td>Brown</td></tr> </table> <p style="text-align: center;">Dimensions in inches and (millimeters)</p>	Ring color		P	Black	N	Brown
Ring color							
P	Black						
N	Brown						

MAXIMUM RATINGS AND ELECTRICAL CHARACTERISTICS

Rating at 25°C unless otherwise specified.
 Single phase, half wave, 60HZ, resistive or inductive load .
 For capacitive load, derate current by 20%

CHARACTERISTICS	SYMBOL	PD3518P(N)	PD3520P(N)	PD3530P(N)	UNIT
	MARKING	3518	3520	3530	
Maximum Peak Repetitive Reverse Voltage @Irrm=100mA	VRRM	19-24	24-32	34-45	V
Maximum RMS Voltage	VRMS	16	20	30	V
Maximum DC Blocking Voltage (TA=25°C)	VB	16	20	30	V
Maximum Average Forward Current Io@Tc=150°C 60Hz, resistive or inductive load	I(AV)	35			A
Peak Forward Surage Current 8.3ms single half sine-wave superimposed on rated load (JEDEC method)	IFSM	450			A
Maximum Inst. Forward Voltage Drop, IF at 80Amp	VF	1.05			V
Maximum DC Reverse Current (VB)@TJ=25°C At Rated DC Bolcking Voltage (VB)@TJ=175°C	IR	1 150			uA
Operating Temperature Range	TJ	-40to+175			°C
Storage Temperature Range	TSTG	-40to+175			°C

RATING AND CHARACTERISTIC CURVES
PD3518P(N) thru PD3530P(N)



FIG.1-FORWARD CURRENT DERATING CURVE

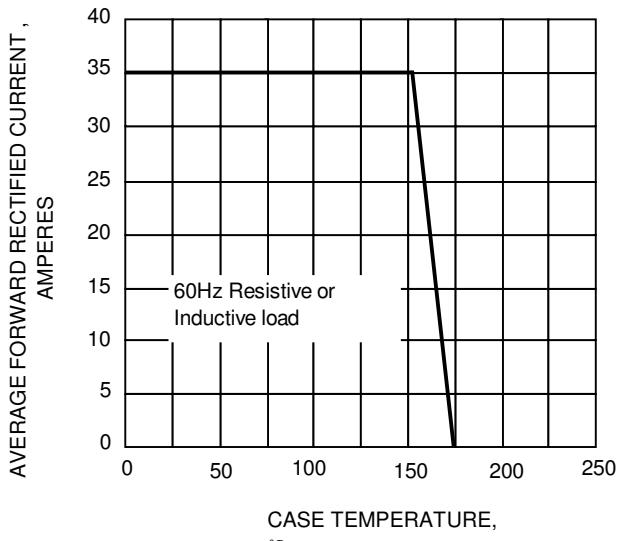


FIG.2-MAXIMUM NON-REPETITIVE PEAK FORWARD SURGE CURRENT

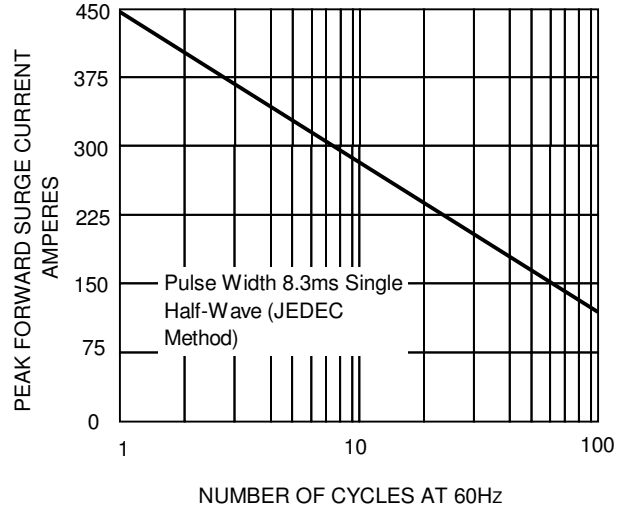


FIG.3 -TYPICAL INSTANTANEOUS FORWARD CHARACTERISTICS

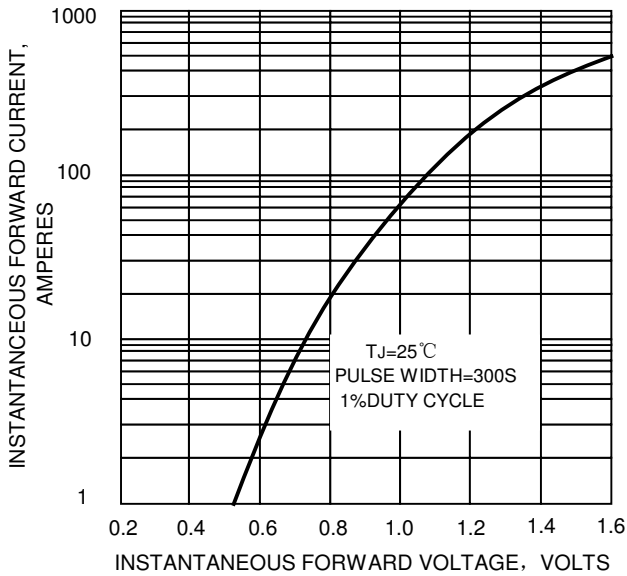


FIG.4-TYPICAL REVERSE CHARACTERISTICS

