



PD5002P(N) thru PD5006P(N)

GLASS PASSIVATED AUTO RECTIFIERS	REVERSE VOLTAGE -200 to 600Volts FORWARD CURRENT -50 Amperes						
<p>FEATURES</p> <ul style="list-style-type: none"> ● Low forward volage drop ● High current capability ● High reliability ● High surge current capability <p>MECHANICAL</p> <ul style="list-style-type: none"> ● Case: OFC Heat Sink ● Encap:Epoxy Sealed Rated UL94V-0 ● Weight: 7.05gram 	<p>PRESS-FIT</p> <table border="1" style="margin-left: auto; margin-right: auto; border-collapse: collapse;"> <tr> <th colspan="2">Ring color</th> </tr> <tr> <td>P</td> <td>Black</td> </tr> <tr> <td>N</td> <td>Brown</td> </tr> </table> <p style="text-align: center;">Dimensions in inches and (millimeters)</p>	Ring color		P	Black	N	Brown
Ring color							
P	Black						
N	Brown						

MAXIMUM RATINGS AND ELECTRICAL CHARACTERISTICS

Rating at 25°C unless otherwise specified.
 Single phase, half wave, 60HZ, resistive or inductive load .
 For capacitive load, derate current by 20%

CHARACTERISTICS	SYMBOL	PD5002P(N)	PD5004P(N)	PD5006P(N)	UNIT
	MARKING	5002	5004	5006	
Maximum Peak Repetitive Reverse Voltage @Irrm=10uA	VRRM	200	400	600	V
Maximum RMS Voltage	VRMS	140	280	420	V
Maximum DC Blocking Voltage (TA=25°C)	VB	200	400	600	V
Maximum Average Forward Current Io@Tc=150°C 60Hz, resistive or inductive load	I(AV)	50			A
Peak Forward Surage Current 8.3ms single half sine-wave superimposed on rated load (JEDEC method)	IFSM	600			A
Maximum Inst. Forward Voltage Drop, IF at 100Amp	VF	1.1			V
Maximum DC Reverse Current (VB)@TJ=25°C At Rated DC Bolcking Voltage (VB)@TJ=175°C	IR	10 500			uA
Operating Temperature Range	TJ	-40to+200			°C
Storage Temperature Range	TSTG	-40to+200			°C

RATING AND CHARACTERISTIC CURVES
PD5002P(N) thru PD5006P(N)



FIG.1-FORWARD CURRENT DERATING CURVE

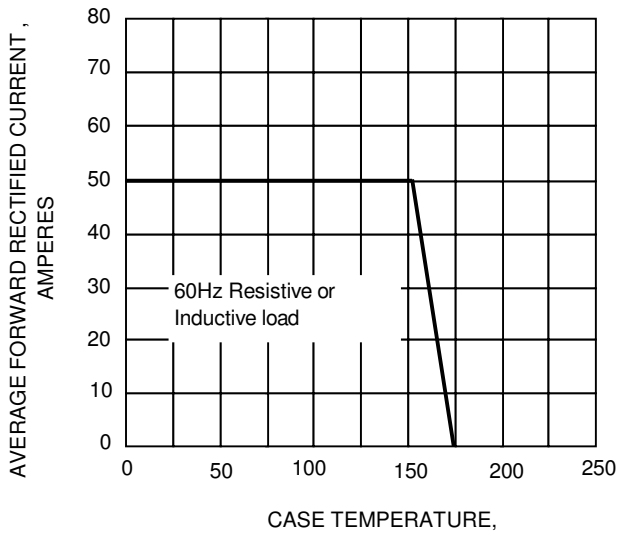


FIG.2-MAXIMUM NON-RETTITIVE PEAK FORWARD SURGE CURRENT

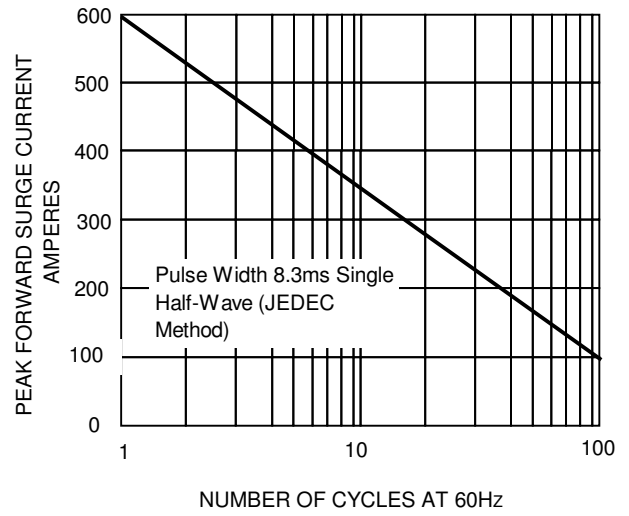


FIG.3 -TYPICAL INSTANTANEOUS FORWARD CHARACTERISTICS

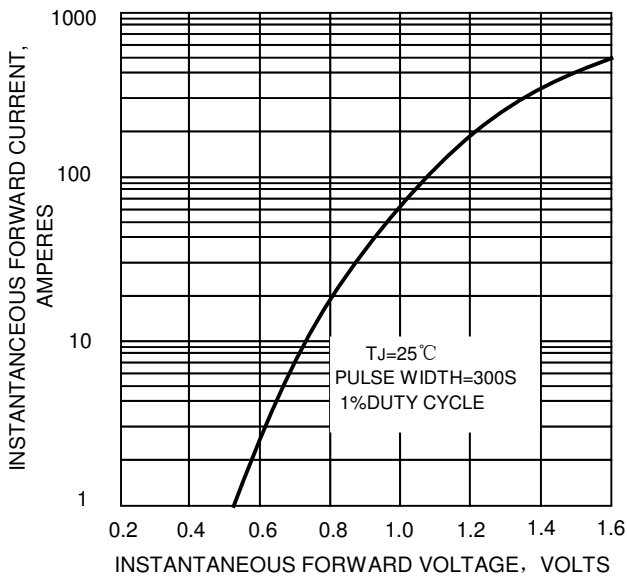


FIG.4-TYPICAL REVERSE CHARACTERISTICS

