

## GLASS PASSIVATED RECTIFIERS

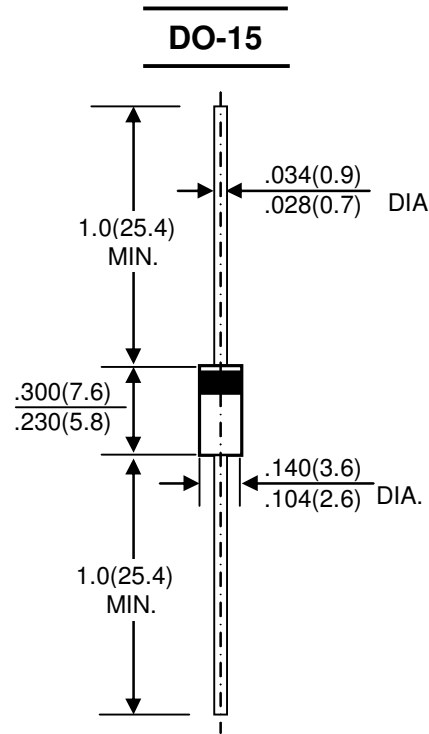
REVERSE VOLTAGE - 50 to 1000 Volts  
 FORWARD CURRENT - 1.5 Amperes

### FEATURES

- Low cost
- Diffused junction
- Low forward voltage drop
- Low reverse leakage current
- High current capability
- The plastic material carries UL recognition 94V-0

### MECHANICAL DATA

- Case: JEDEC DO-15 molded plastic
- Polarity: Color band denotes cathode
- Weight: 0.015 ounces , 0.4 grams
- Mounting position: Any



Dimensions in inches and (millimeters)

### MAXIMUM RATINGS AND ELECTRICAL CHARACTERISTICS

Rating at 25°C ambient temperature unless otherwise specified.

Single phase, half wave ,60Hz, resistive or inductive load.

For capacitive load, derate current by 20%

CHARACTERISTICS	SYMBOL	1N 5391G	1N 5392G	1N 5393G	1N 5394G	1N 5395G	1N 5396G	1N 5397G	1N 5398G	1N 5399G	UNIT
Maximum Recurrent Peak Reverse Voltage	V <sub>RRM</sub>	50	100	200	300	400	500	600	800	1000	V
Maximum RMS Voltage	V <sub>RMS</sub>	35	70	140	210	280	350	420	560	700	V
Maximum DC Blocking Voltage	V <sub>DC</sub>	50	100	200	300	400	500	600	800	1000	V
Maximum Average Forward Rectified Current @T <sub>A</sub> =70 °C	I <sub>(AV)</sub>	1.5									A
Peak Forward Surge Current 8.3ms Single Half Sine-Wave Super Imposed on Rated Load(JEDEC Method)	I <sub>FSM</sub>	50									A
Maximum Forward Voltage at 1.5A DC	V <sub>F</sub>	1.1									V
Maximum DC Reverse Current @T <sub>J</sub> =25°C at Rated DC Blocking Voltage @T <sub>J</sub> =125°C	I <sub>R</sub>	5.0									μA
Typical Junction Capacitance (Note1)	C <sub>J</sub>	20									pF
Typical Thermal Resistance (Note2)	R <sub>θJA</sub>	26									°C/W
Operating Temperature Range	T <sub>J</sub>	-55 to +150									°C
Storage Temperature Range	T <sub>STG</sub>	-55 to +150									°C

NOTES:1.Measured at 1.0 MHz and applied reverse voltage of 4.0V DC

2.Thermal resistance junction to ambient.

FIG. 1 – FORWARD CURRENT DERATING CURVE

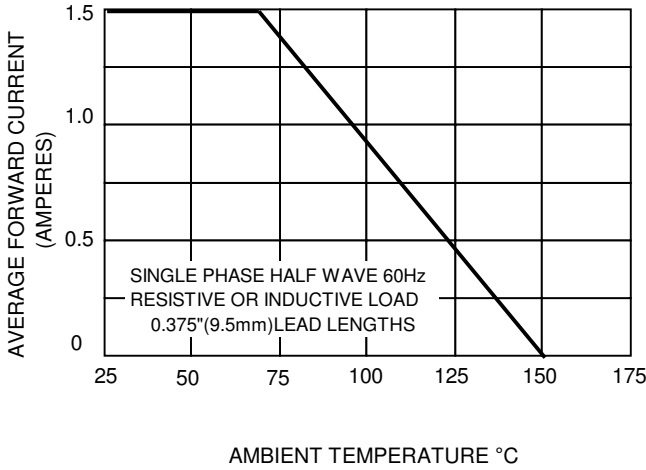


FIG. 2 – MAXIMUM NON-REPETITIVE SURGE CURRENT

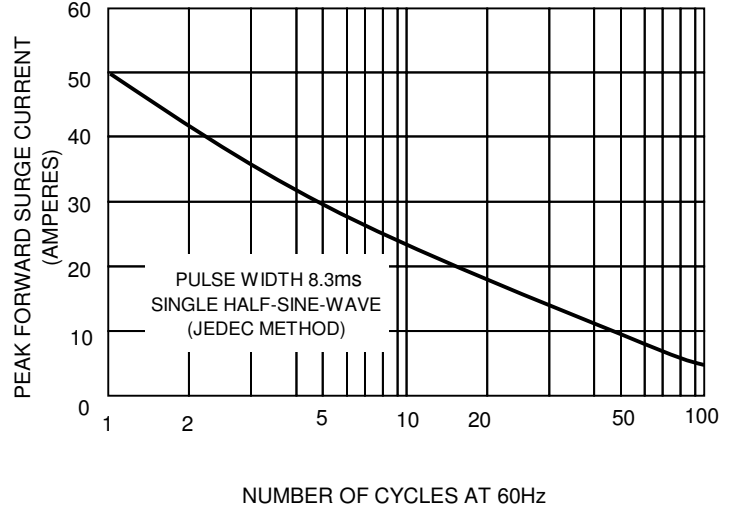


FIG.3 – TYPICAL JUNCTION CAPACITANCE

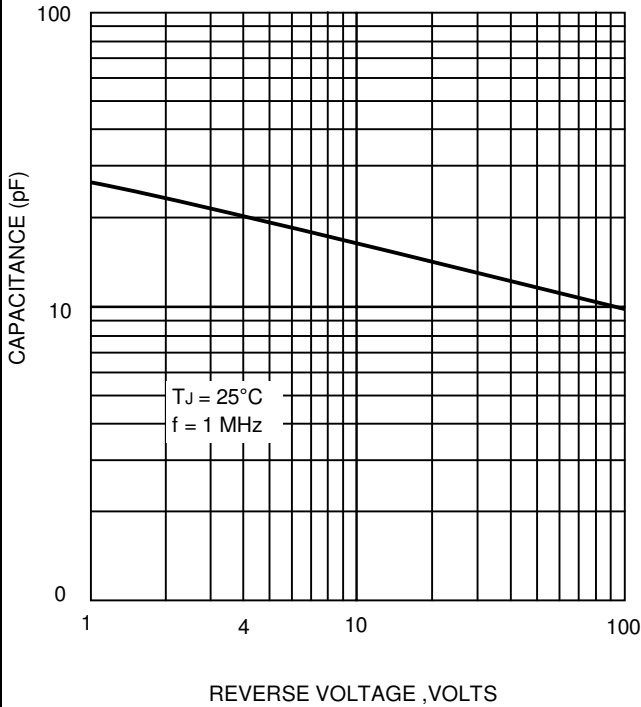


FIG.4-TYPICAL FORWARD CHARACTERISTICS

