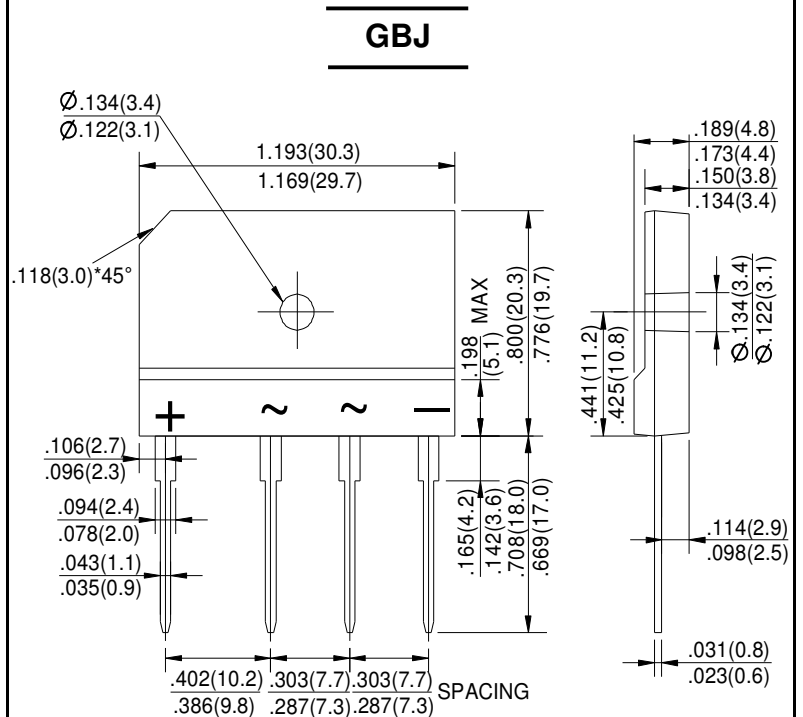


## GLASS PASSIVATED BRIDGE RECTIFIERS

REVERSE VOLTAGE - **600**Volts  
FORWARD CURRENT - **8.0** Amperes

### FEATURES

- Rating 600V PRV
- Ideal for printed circuit board
- Low forward voltage drop, high current capability
- Reliable low cost construction utilizing molded plastic technique results in inexpensive product
- The plastic material has U/L flammability classification 94V-0



Dimensions in inches and (millimeters)

### MAXIMUM RATINGS AND ELECTRICAL CHARACTERISTICS

Rating at 25°C ambient temperature unless otherwise specified.

Single phase, half wave, 60Hz, resistive or inductive load.

For capacitive load, derate current by 20%

CHARACTERISTICS	SYMBOL	GBJ806F	UNIT
Maximum Recurrent Peak Reverse Voltage	V <sub>RRM</sub>	600	V
Maximum RMS Voltage	V <sub>RMS</sub>	420	V
Maximum DC Blocking Voltage	V <sub>DC</sub>	600	V
Maximum Average Forward (with heatsink Note 2) Rectified Current @ T <sub>C</sub> =100°C (without heatsink)	I <sub>(AV)</sub>	8.0 2.9	A
Peak Forward Surge Current 8.3ms Single Half Sine-Wave Super Imposed on Rated Load (JEDEC Method)	I <sub>FSM</sub>	200	A
Maximum Forward Voltage at 4.0A DC	V <sub>F</sub>	0.95	V
Maximum DC Reverse Current @ T <sub>J</sub> =25°C at Rated DC Blocking Voltage @ T <sub>J</sub> =125°C	I <sub>R</sub>	10.0 500	µA
I <sup>2</sup> t Rating for Fusing (t<8.3ms)	I <sup>2</sup> t	120	A <sup>2</sup> s
Typical Junction Capacitance Per Element (Note1)	C <sub>J</sub>	55	pF
Operating Temperature Range	T <sub>J</sub>	-55 to +150	°C
Storage Temperature Range	T <sub>STG</sub>	-55 to +150	°C

NOTES: 1. Measured at 1.0MHz and applied reverse voltage of 4.0V DC.

2. Device mounted on 75mm\*75mm\*1.6mm Cu plate heatsink.

FIG.1-FORWARD CURRENT DERATING CURVE

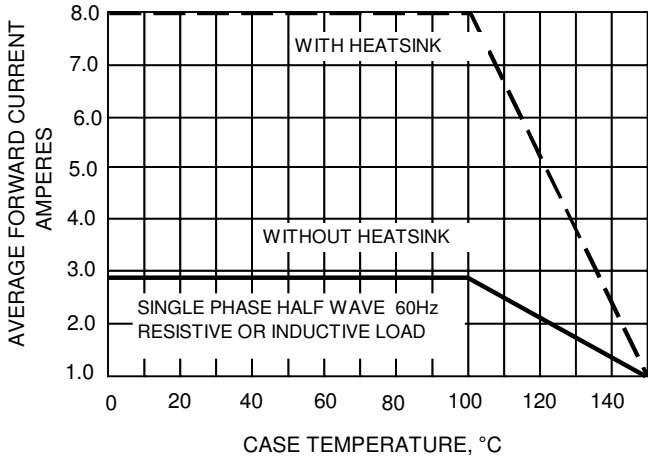


FIG.2-MAXIMUM NON-REPETITIVE SURGE CURRENT

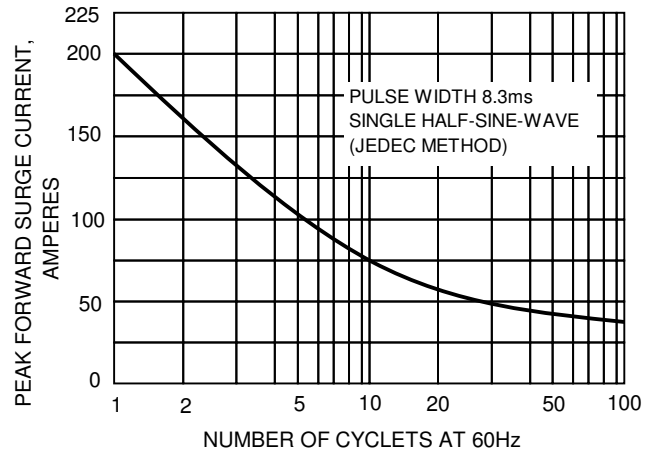


FIG.3-TYPICAL JUNCTION CAPACITANCE

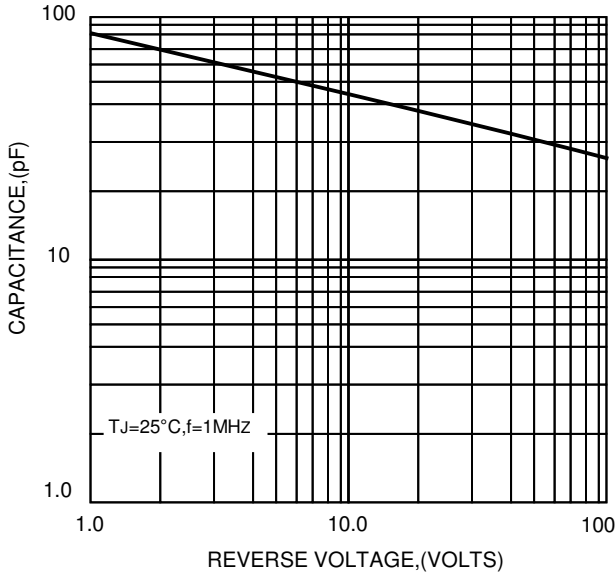


FIG.4-TYPICAL FORWARD CHARACTERISTICS

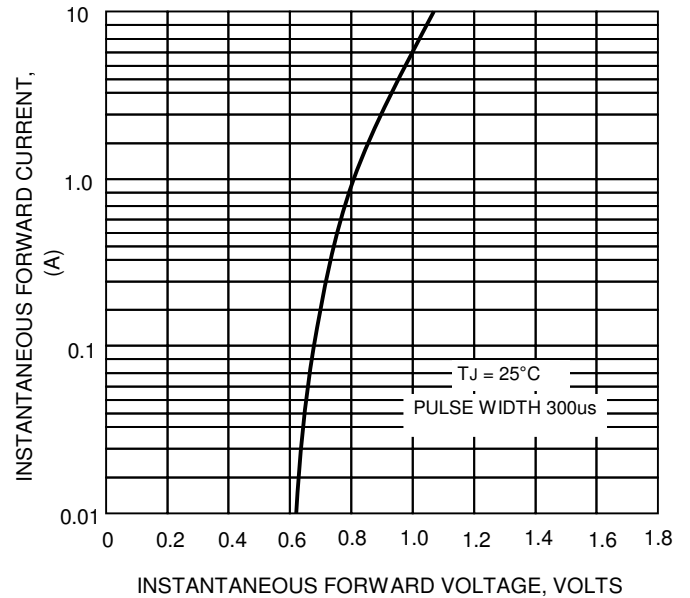


FIG.5-TYPICAL REVERSE CHARACTERISTICS

