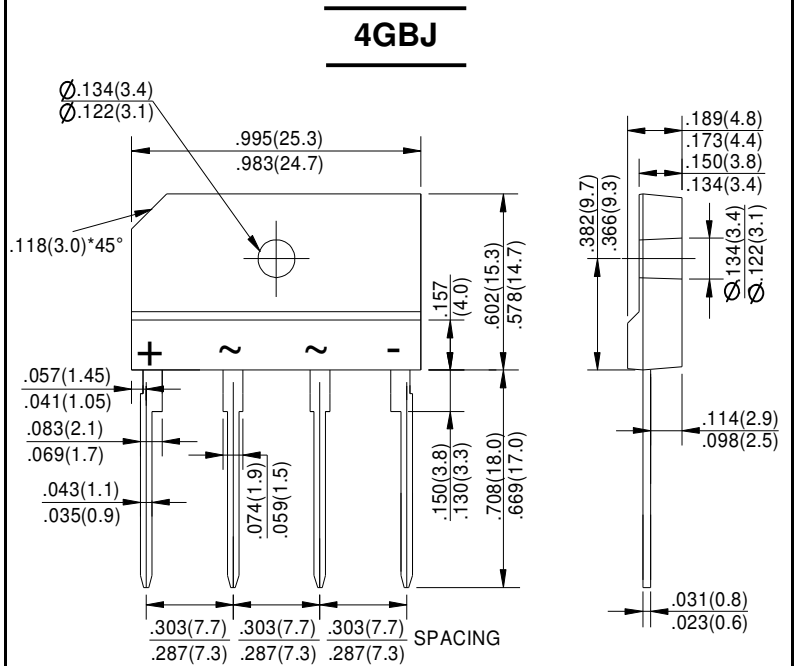


**GLASS PASSIVATED
BRIDGE RECTIFIERS**

REVERSE VOLTAGE - 600Volts
FORWARD CURRENT - 10 Amperes

FEATURES

- Rating 600V PRV
- Ideal for printed circuit board
- Low forward voltage drop, high current capability
- Reliable low cost construction utilizing molded plastic technique results in inexpensive product
- The plastic material has UL flammability classification 94V-0



Dimensions in inches and (millimeters)

MAXIMUM RATINGS AND ELECTRICAL CHARACTERISTICS

Rating at 25°C ambient temperature unless otherwise specified.

Single phase, half wave, 60Hz, resistive or inductive load.

For capacitive load, derate current by 20%

CHARACTERISTICS	SYMBOL	4GBJ1006F	UNIT
Maximum Recurrent Peak Reverse Voltage	VRRM	600	V
Maximum RMS Voltage	VRMS	420	V
Maximum DC Blocking Voltage	VDC	600	V
Maximum Average Forward Rectified Current @ Tc=110°C (with heatsink Note 2)	I(AV)	10.0	A
Rectified Current @ Tc=110°C (without heatsink)		3.0	
Peak Forward Surge Current 8.3ms Single Half Sine-Wave Super Imposed on Rated Load (JEDEC Method)	IFSM	170	A
Maximum Forward Voltage at 5.0A DC	VF	0.95	V
Maximum DC Reverse Current at Rated DC Blocking Voltage @ Tj=25°C	IR	10.0	µA
at Rated DC Blocking Voltage @ Tj=125°C		500	
I ² t Rating for Fusing (t<8.3ms)	I ² t	120	A ² s
Typical Junction Capacitance Per Element (Note1)	CJ	55	pF
Operating Temperature Range	TJ	-55 to +150	°C
Storage Temperature Range	TSTG	-55 to +150	°C

NOTES: 1. Measured at 1.0MHz and applied reverse voltage of 4.0V DC.

2. Device mounted on 150mm*150mm*1.6mm Cu plate heatsink.

FIG.1-FORWARD CURRENT DERATING CURVE

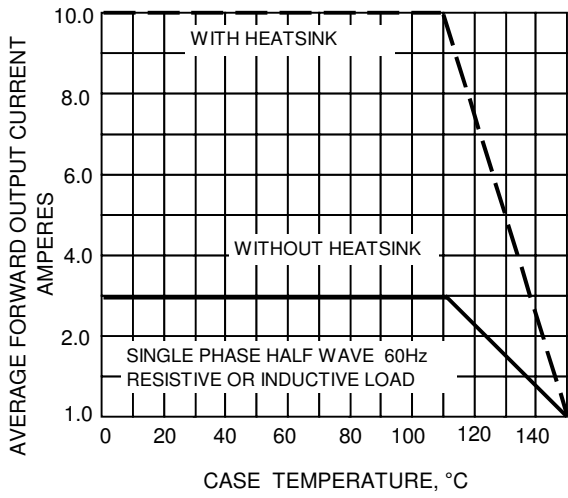


FIG.2-MAXMUN NON-REPETITIVE SURGE CURRENT

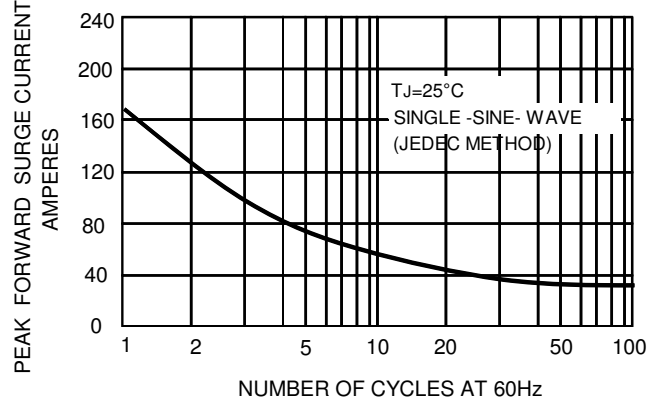


FIG.3-TYPICAL JUNCTION CAPACITANCE

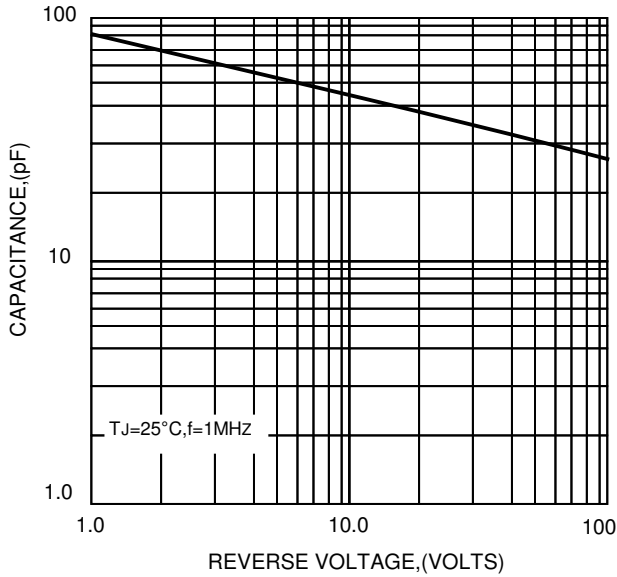


FIG.4-TYPICAL FORWARD CHARACTERISTICS

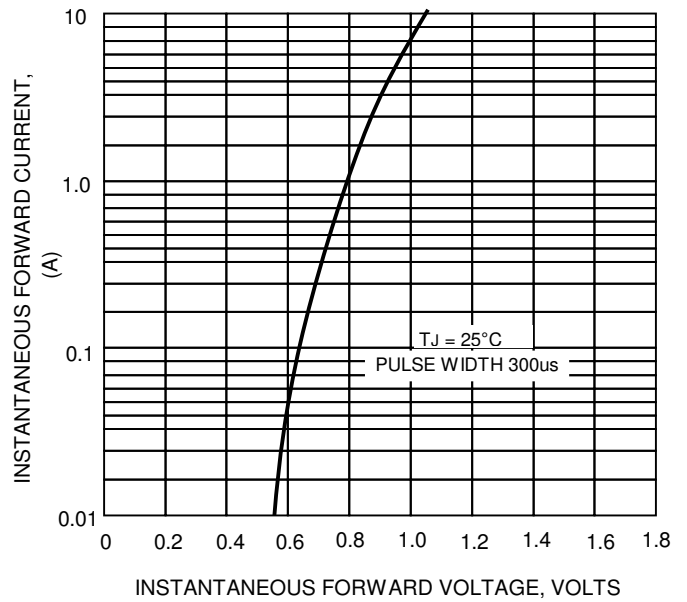


FIG.5-TYPICAL REVERSE CHARACTERISTICS

