




Wireless LAN



Product Brief OWLAN211g

The WIRELESS LAN MODULE™ from connectBlue has been developed for integration in industrial devices providing state of the art low power features. The software driver works as the interface between the TCP/IP stack in the device and the module. The module minimizes the work needed to implement Wireless LAN (IEEE 802.11b/g) in a device as it provides all hardware, type approval, EMC certification etc. It is developed for reliable, high demanding industrial devices and applications.

The Wireless LAN Module together with the driver software package makes a complete Wireless LAN implementation. The driver is available for Linux and may be adapted for any micro controller. The Wireless LAN module has the same form factor and interface layout as the Bluetooth modules from connectBlue, which enables customers to prepare their device for both Bluetooth and/or Wireless LAN.

Key Features

- Supports both 802.11b and 802.11g
- Software driver available or adaptable for any device.
- Bluetooth co-location with PTA (Packet Traffic Arbitration) support
- Radio type approved for Europe
- Radio type approved for US and Canada
- Compliant with EMC standards
- Industrial temperature range -30 to +85 C
- No host processor load
- Low power requirements
- Supports security features WEP64, WEP128, WPA, WPA2 (TKIP/AES)
- Quality of Service: 802.11e and WMM
- Ad-hoc and infrastructure mode
- Internal or dual external antennas (diversity supported)

Technical Data

SPECIFICATIONS

802.11 specification

Quality of Service: Supports 802.11e and WMM
Security: Supports 802.11e & WPA/WPA2 (802.11i)
Multidomain Capability: 802.11d

PHY/MAC

802.11b and 802.11g
Extended rate protection
Regulatory domain support
Advanced power management
Antenna Diversity
Wake-on-Wireless
Fast roaming
WPS (WiFi Protected Setup)
Dynamic Transmit Power Adaptation

Operational modes

BSS (infrastructure)
IBSS (ad-hoc)

Security

WEP64
WEP128
WPA-EAP-TLS, WPA-PSK
WPA2-EAP-TLS, WPA2-PSK
TKIP
CCMP (AES)

Quality of Service

802.11e
WMM

Additional Features

Zero host load
TX power calibration
Link adaptation
Fragmentation
DTIM based power management
Pre-authentication

Host Interfaces

SPI up to 60 MHz

Connector

20 pin header connector
Board to board connector

Antennas

Internal or single and dual external (diversity)

Bluetooth co-location

Supports IEEE 802.15.2 Packet Traffic Arbitration (PTA)

Power

3.3-5.5 VDC
Deep sleep mode: 0.2mA @ 3.6 VDC
Sleep mode: 0.8 mA @ 3.6 VDC
Active mode, TX: 170mA @ 3.6 VDC

Host reference driver

Linux 2.4/2.6

Dimensions

23 x 36 x 3.1 mm

Weight

3.6 g

Type Approval

R&TTE (Europe)
FCC/CFR 47 part 15 unlicensed modular transmitter approval
IC (Industrie Canada)

Environmental

Maximum operating temperature: -30 - +85 °C
Storage temperature: -40 - +85°C
Humidity RH 5-90% non-condensing
Shock and vibration: IEC 61131-2

Certifications and Compliance


R&TTE Directive 1999/5/EC
EN 300 328 V1.6.1 (2004-11)

EMC Directive: 89/336/EEC

EN 301 489-1 V1.4.1 (2002-08)
EN 301 489-17 V1.2.1 (2002-08)
EN 61000-6-2 (2001)

Safety Compliance

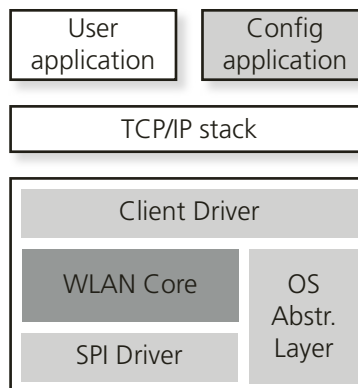
EN 60950-1:2001 and/or IEC 60950-1:2001 (1st Edition)
EN 60950-1/A11:2004 + Corrigendum:2004



Order Number

cB-OWLAN211gi-02	OEM WLAN module Internal Antenna and Standard J1 Connector
cB-OWLAN211gi-04	OEM WLAN module Internal Antenna (no J1 Connector)
cB-OWLAN211gx-02	OEM WLAN module External Antenna and Standard J1 Connector
cB-OWLAN211gx-04	OEM WLAN module External Antenna (no J1 Connector)

Software Stack



connectBlue™

HEAD OFFICE: connectBlue AB • Norra Vallgatan 64 3v • SE-211 22 Malmö • Sweden • Phone +46 40-6307100 • Fax +46 40-237137
US OFFICE: connectBlue, Inc. • 1460 N. Sandburg Terrace, Suite 803 • Chicago, IL 60610 • USA • Phone +1 (312) 927 5859 • Fax +1 (312) 277 3209
info@connectblue.com • us-info@connectblue.com • www.connectblue.com

Printed in Sweden. ©2008 connectBlue AB. All rights reserved. All specifications are subject to change without notice. The connectBlue word mark and logo are owned by connectBlue AB. The Bluetooth word mark and logos are owned by the Bluetooth SIG, Inc. and any use of such marks by connectBlue is under license.