

Wireless LAN



## OEM USB Module Adapter

The OEM USB Module Adapter is an adapter board designed for easy interfacing the OEM Serial Port Adapter products from connectBlue.

The USB Module Adapter automatically installs itself as a virtual COM port when connected to the computer. The Bluetooth stack or Wireless LAN software stack is incorporated in the connectBlue modules; and therefore, no additional software is needed in the computer. The OEM USB Module Adapter consists of:

- USB type A connector
- Connector for connectBlue Bluetooth or Wireless LAN modules
- Restore switch
- Function switch
- Reset switch
- RGB LED indicating module status

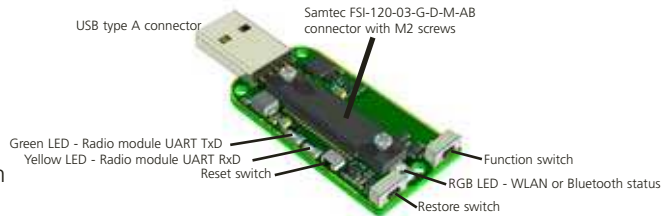
See the AT commands specification manual for the Serial Port Adapters for further information about the functionalities.

# Technical Data

## TECHNICAL DESCRIPTION


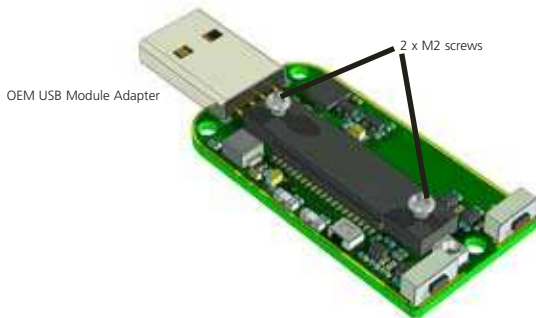
Dimensions: 24x47 mm  
(excluding the USB connector)

Driver downloads:  
<http://www.ftdichip.com/Drivers/VCP.htm>  
(FTDI device: FT232R)



## ASSEMBLE INSTRUCTIONS

The OEM USB Module Adapter is assembled together with the connectBlue OEM Serial Port Adapters via M2 screws. During assembly, the wireless modules shall be placed as shown in the images below.



# connectBlue

HEAD OFFICE: connectBlue AB • Norra Vallgatan 64 3v • SE-211 22 Malmö • Sweden • Phone +46 40-6307100 • Fax +46 40-237137  
US OFFICE: connectBlue, Inc. • 1460 N. Sandburg Terrace, Suite 803 • Chicago, IL 60610 • USA • Phone +1 (312) 927 5859 • Fax +1 (312) 277 3209  
info@connectblue.com • us-info@connectblue.com • www.connectblue.com

Printed in Sweden. ©2007 connectBlue AB. All rights reserved. All specifications are subject to change without notice.  
The Bluetooth word mark and logos are owned by the Bluetooth SIG, Inc. and any use of such marks by connectBlue is under license.