

# SR820 THRU SR860



## 8.0 AMP SCHOTTKY BARRIER RECTIFIERS



### FEATURES

- \* Low forward voltage drop
- \* High current capability
- \* High reliability
- \* High surge current capability
- \* Epitaxial construction

### MECHANICAL DATA

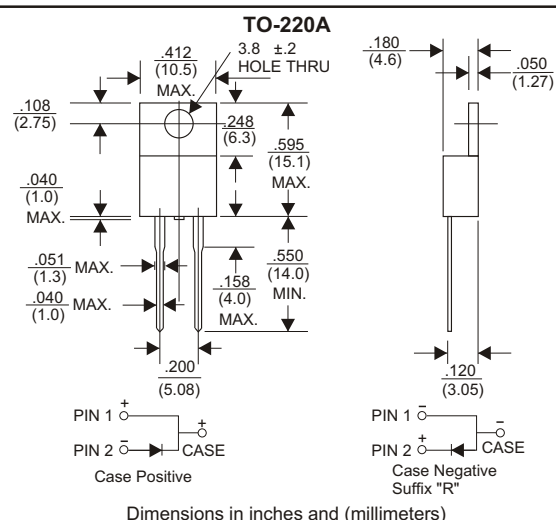
- \* Case: Molded plastic
- \* Epoxy: UL 94V-0 rate flame retardant
- \* Lead: Lead solderable per MIL-STD-202, method 208 guaranteed
- \* Polarity: As Marked
- \* Mounting position: Any
- \* Weight: 2.24 grams

### VOLTAGE RANGE

20 to 60 Volts

### CURRENT

8.0 Amperes



## MAXIMUM RATINGS AND ELECTRICAL CHARACTERISTICS

Rating 25°C ambient temperature unless otherwise specified.  
Single phase half wave, 60Hz, resistive or inductive load.  
For capacitive load, derate current by 20%.

TYPE NUMBER	SR820	SR830	SR835	SR840	SR845	SR850	SR860	UNITS
Maximum Recurrent Peak Reverse Voltage	20	30	35	40	45	50	60	V
Maximum RMS Voltage	14	21	24	28	31	35	42	V
Maximum DC Blocking Voltage	20	30	35	40	45	50	60	V
Maximum Average Forward Rectified Current								
See Fig. 1	8.0							A
Peak Forward Surge Current, 8.3 ms single half sine-wave superimposed on rated load (JEDEC method)	150							A
Maximum Instantaneous Forward Voltage at 8.0A	0.65					0.75		V
Maximum DC Reverse Current	Ta=25°C			5.0				mA
at Rated DC Blocking Voltage	Ta=100°C			50				mA
Typical Junction Capacitance (Note1)	700					460		pF
Typical Thermal Resistance R <sub>JC</sub> (Note 2)	3.0							°C/W
Operating Temperature Range T <sub>J</sub>	-65 — +125					-65 — +150		°C
Storage Temperature Range T <sub>STG</sub>	-65 — +150							°C

#### NOTES:

1. Measured at 1MHz and applied reverse voltage of 4.0V D.C.
2. Thermal Resistance Junction to Case.

## RATING AND CHARACTERISTIC CURVES (SR820 THRU SR860)

FIG.1-TYPICAL FORWARD CURRENT DERATING CURVE

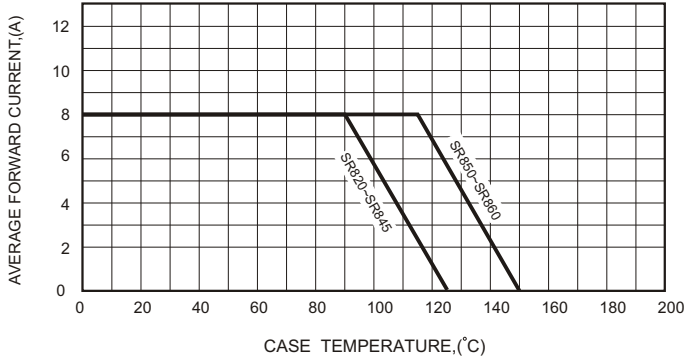


FIG.2-TYPICAL FORWARD CHARACTERISTICS

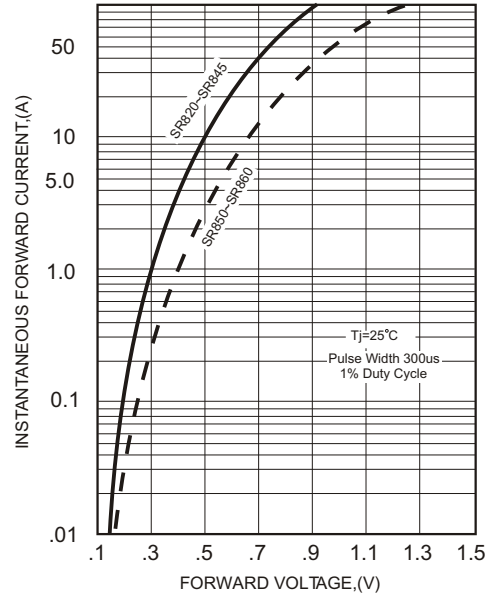


FIG.3-MAXIMUM NON-REPETITIVE FORWARD SURGE CURRENT

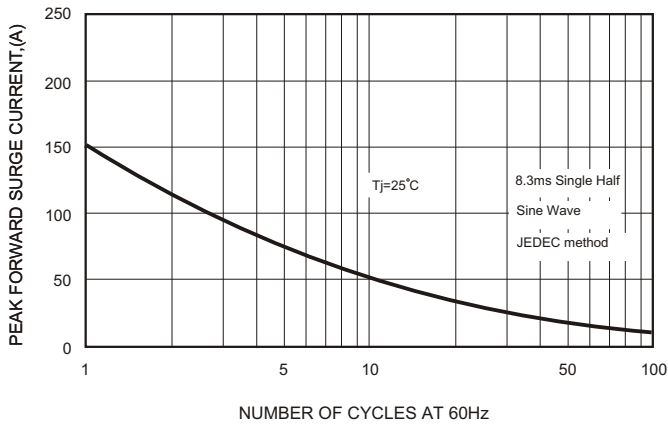


FIG.4-TYPICAL JUNCTION CAPACITANCE

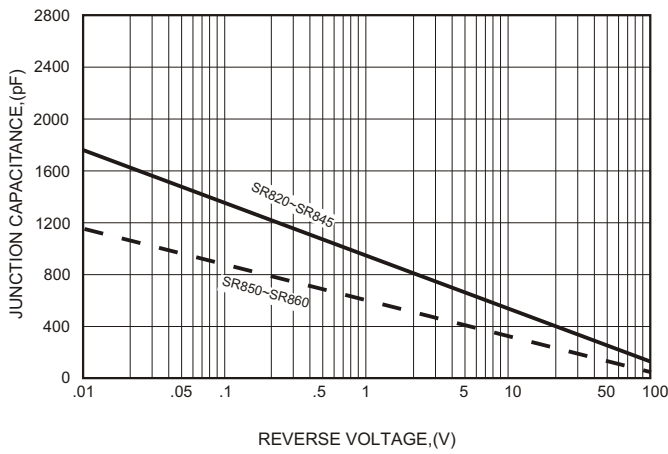


FIG.5 - TYPICAL REVERSE CHARACTERISTICS

