

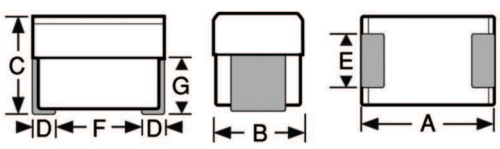

SERIES

S1812R
S1812



Shielded Surface Mount Inductors

INDUCTANCE (μ H) $\pm 10\%$	TEST FREQUENCY (MHz)	SRF MINIMUM (MHz)	DC RESISTANCE MAXIMUM (OHMS)	CURRENT RATING MAXIMUM (mA)
DASH NUMBER*	Q MINIMUM			



Physical Parameters

	Inches	Millimeters
A	0.166 to 0.190	4.2 to 4.8
B	0.118 to 0.134	3.0 to 3.4
C	0.118 to 0.134	3.0 to 3.4
D	0.015 Min.	0.38 Min.
E	0.054 to 0.078	1.37 to 1.98
F	0.118 (Ref. only)	3.0 (Ref. only)
G	0.066 (Ref. only)	1.7 (Ref. only)

Dimensions "A" and "C" are over terminals

Weight Max. (Grams) 0.15

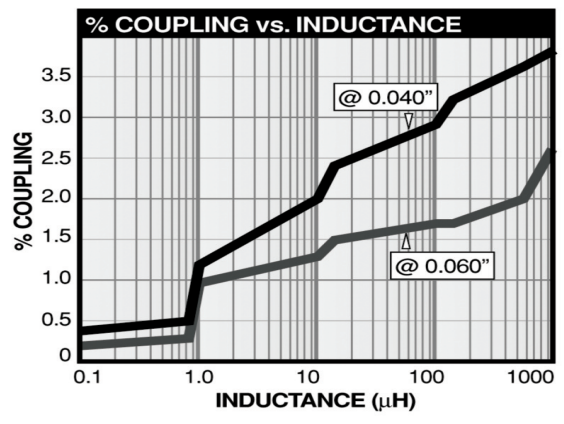
Operating Temperature Range -55°C to $+125^{\circ}\text{C}$

Current Rating at 90°C Ambient 35°C Rise

Maximum Power Dissipation at 90°C 0.278 W

Marking API/SMD; inductance with units and tolerance followed by an S; date code (YYWWL). Note: An R before the date code indicates a RoHS component.

Example: S1812R-102K
API/SMD
1.0uH $\pm 10\%$ S
R 0743A



For more detailed graphs, contact factory

SERIES S1812 IRON CORE						
-101K	0.10	50	25	460	0.09	1490
-121K	0.12	50	25	400	0.10	1412
-151K	0.15	50	25	390	0.11	1347
-181K	0.18	50	25	350	0.12	1290
-221K	0.22	50	25	310	0.15	1154
-271K	0.27	50	25	280	0.18	1053
-331K	0.33	40	25	240	0.22	952
-391K	0.39	40	25	215	0.26	876
-471K	0.47	40	25	205	0.31	802
-561K	0.56	40	25	185	0.37	735
-681K	0.68	40	25	166	0.44	675
-821K	0.82	40	25	155	0.53	614
SERIES S1812 FERRITE CORE						
-102K	1.0	40	7.9	160	0.35	755
-122K	1.2	40	7.9	140	0.38	725
-152K	1.5	40	7.9	110	0.40	706
-182K	1.8	40	7.9	100	0.43	681
-222K	2.2	40	7.9	90	0.46	658
-272K	2.7	40	7.9	67	0.49	638
-332K	3.3	40	7.9	61	0.70	534
-392K	3.9	40	7.9	56	0.84	487
-472K	4.7	40	7.9	50	0.90	471
-562K	5.6	40	7.9	40	1.00	447
-682K	6.8	40	7.9	32	1.20	408
-822K	8.2	40	7.9	30	1.44	372
-103K	10	50	2.5	25	1.80	333
-123K	12	50	2.5	22	2.00	315
-153K	15	50	2.5	18	2.20	301
-183K	18	50	2.5	15	2.40	288
-223K	22	50	2.5	14	2.60	277
-273K	27	50	2.5	13	2.80	267
-333K	33	50	2.5	12	3.00	258
-393K	39	50	2.5	11	3.20	250
-473K	47	50	2.5	9.0	3.40	242
-563K	56	50	2.5	8.0	3.60	235
-683K	68	50	2.5	7.6	4.30	215
-823K	82	50	2.5	7.2	5.20	196
-104K	100	40	0.79	7.0	7.00	169
-124K	120	40	0.79	6.0	7.50	163
-154K	150	40	0.79	5.0	8.00	158
-184K	180	40	0.79	4.5	8.50	153
-224K	220	40	0.79	4.2	9.00	149
-274K	270	40	0.79	4.0	11.0	135
-334K	330	40	0.79	3.7	12.0	129
-394K	390	40	0.79	3.5	18.0	105
-474K	470	40	0.79	3.3	24.0	91
-564K	560	40	0.79	2.8	28.0	84
-684K	680	40	0.79	2.6	32.0	79
-824K	820	40	0.79	2.2	40.0	71
-105K	1000	40	0.79	2.0	55.0	60

Optional Tolerances: J = 5% H = 3% G = 2% F = 1%

Packaging Tape & reel (12mm): 7" reel, 650 pieces max.; 13" reel, 2500 pieces max.

Made In the U.S.A.