

X100-7PEI

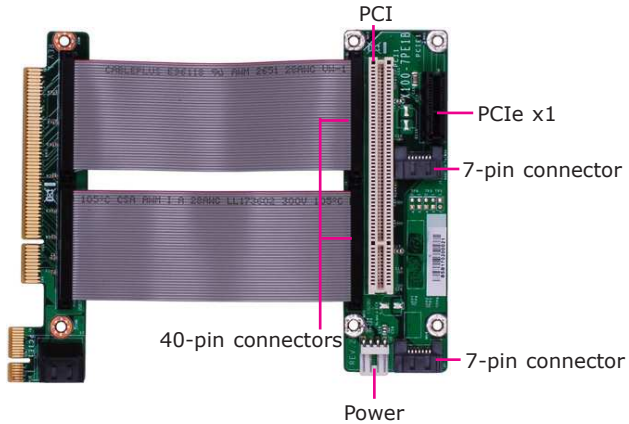
PCI / PCIe Riser Card

X100-7PE1A (Connects to the Motherboard)


- One 124-pin PCI gold fingers
- One 36-pin PCIe x1 gold fingers
- Two 40-pin PCI signal connectors
- Two 7-pin PCIe signal connectors

X100-7PE1B (Connects to the X100-7PE1A Expansion Card)


- One PCI Express x1 slot (PCIe 1.0)
- One PCI slot (PCI 2.3, 32-bit, 33MHz)
- Two 40-pin PCI signal connectors
- Two 7-pin PCIe signal connectors
- One 4-pin FDD-type power connector



Step 1




Step 2



Step 3

Connect to motherboard's PCI slot



Connect to motherboard's PCIe x1 slot